



**SUZUKI**  
**MARINE**

Parts Book  
DT 50 (83)

PREFACE

When it becomes necessary to replace parts on SUZUKI OUTBOARD MOTORS, always use SUZUKI GENUINE PARTS which have passed a strict inspection which guarantees quality and performance.

This parts catalogue covers the list of all service parts for SUZUKI DT50 QD. The basic model of this parts catalogue is DT50 QD.

INSTRUCTIONS FOR QUOTING THE CATALOGUE

1. DIMENSIONS

Dimensions of the parts in this catalogue are indicated in unit millimeters.

2. ABBREVIATIONS

Abbreviations used in this catalogue are as follows:

- AR : As required
- ASSY : Assembly
- E.No. : Engine number
- F.No. : Frame number
- d : Diameter of material
- ID : Inside diameter
- OD : Outside diameter
- L : Length
- LH : Left hand side
- RH : Right hand side
- ~301234 : Up to F.No.5001-301234
- 301234~ : From F.No.5001-301234
- NT : Number of teeth
- OPT : Optional
- OS : Over size
- STD : Standard
- T : Thickness
- US : Under size
- W : Width
- S,L,UL,LL : Transom type

$\frac{12}{|} \times \frac{34}{|} \times \frac{5.6}{|}$  ..... Figures in the description column show the dimensions of parts.

ID OD T(or W,L)

3. INNER PARTS OF ASSEMBLY

Parts number that have a period (.) mark in front of the part description on a text page are separately serviced parts of the assembly.

4. MODIFICATION NOTICE

A parts bulletin will be sent to you on all occasions when changes in parts occur, including interchangeable modifications between new parts and old ones.

5. NOTE

5-1.

There are some different parts from those of production models among spare parts for the administrative reasons and common use of them with other models.

5-2.

In respect of rubber hoses and vinyl tubes, please be sure to use them by cutting off according to the length mentioned on parts catalogue or what is actually required on the vehicle.

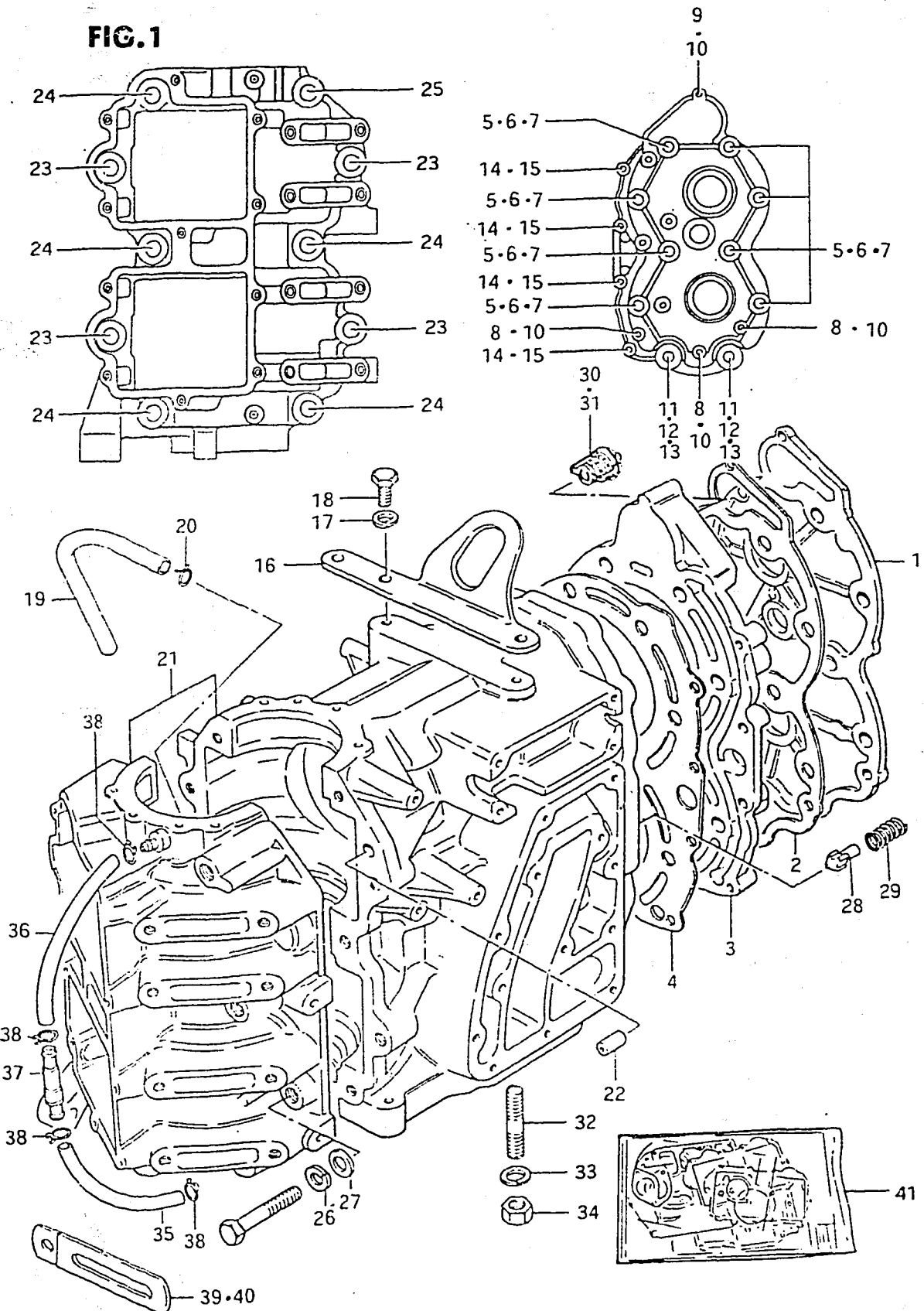
5-3.

Note that the drawings on the illustration page are for ready reference of spare parts number, not to be used as an assembly manual. When assembling, use "SUZUKI SERVICE MANUAL".

6. ENGINE NUMBER

- DT 50E QD : 5001-300001~
- DT 50M QD : 5002-300001~

FIG.1



I

FIG.1 (B- 2) CYLINDER

REF.NO.	PART NO.	DESCRIPTION	Q'TY	REMARKS
1	11161-95201-02M	COVER, cylinder head	1	
2	11162-95200	GASKET, cylinder head cover	1	
3	11111-95205-02M	CYLINDER HEAD	1	
4	11141-95204	GASKET, cylinder head	1	
5	01107-10808	BOLT	8	
6	08321-21108	LOCK WASHER	8	
7	08322-11108	WASHER	8	
8	01107-06258	BOLT	3	
9	01107-06308	BOLT	1	
10	08321-21068	LOCK WASHER	4	
11	09119-10016	BOLT	2	
12	08321-21108	LOCK WASHER	2	
13	08322-11108	WASHER	2	
14	09100-06033	BOLT	4	
15	08321-21068	LOCK WASHER	4	
16	11291-95203	HOOK, engine	1	
17	08321-21088	LOCK WASHER	2	
18	01107-08208	BOLT	2	
19	09343-03051	HOSE, inspection	1	L:235+180
20	09401-06403	CLIP	2	

FIG.1

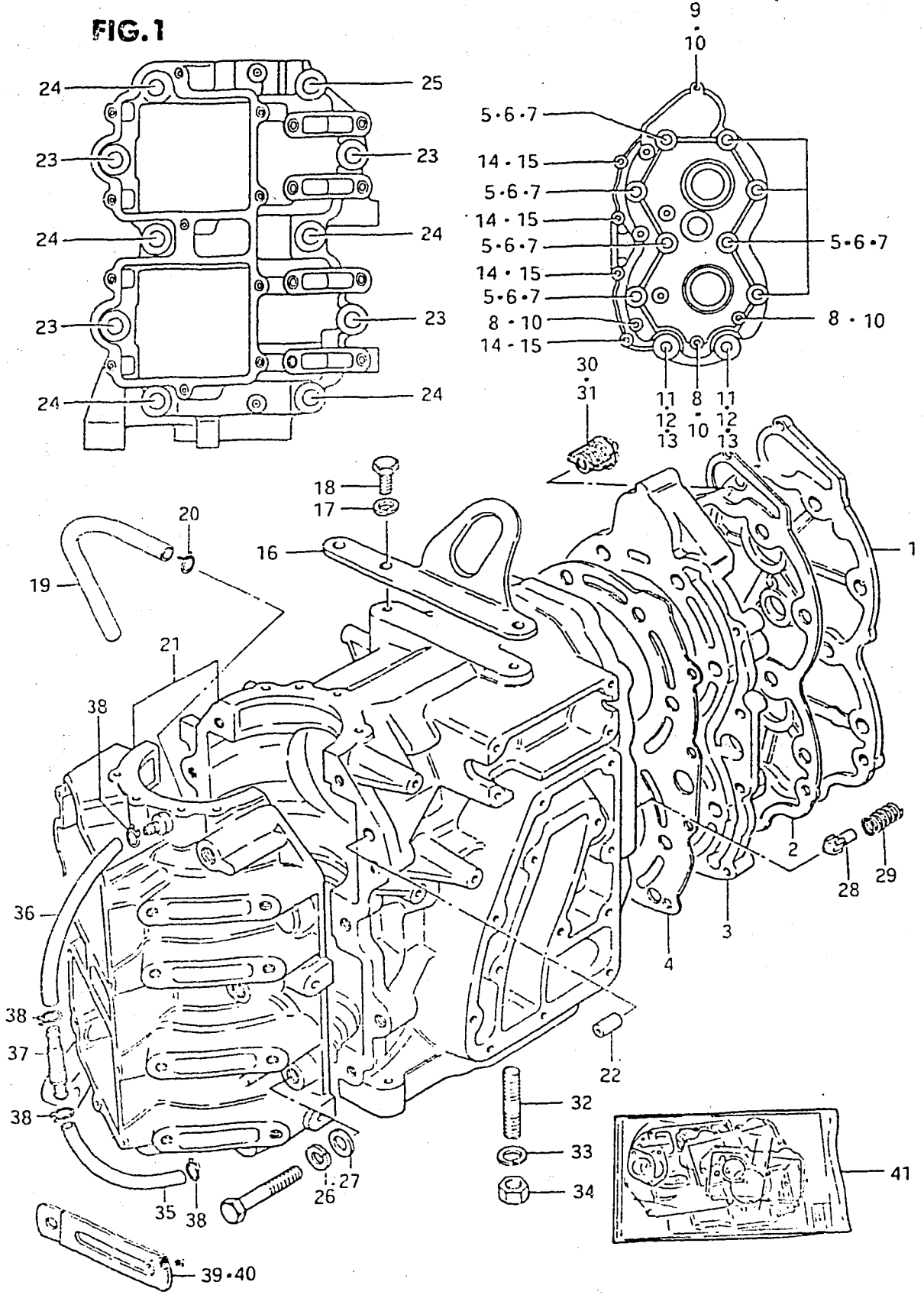


FIG.1 (B- 3) CYLINDER

REF.NO.	PART NO.	DESCRIPTION	Q'TY	REMARKS
21-1	11301-95203-02M	CYLINDER/CRANKCASE ASSY	1	
21-2	11301-95213-02M	CYLINDER/CRANKCASE ASSY	1	DT50M
22	04211-09109	.PIN	2	
23	01107-10408	.BOLT	4	
24	01107-10608	.BOLT	5	
25	01107-10708	.BOLT	1	
26	08321-21108	.LOCK WASHER	10	
27	08322-11108	.WASHER	10	
28	17611-95201	VALVE, water bypass	1	
29	09440-11008	SPRING	1	
30	17670-95300	THERMOSTAT	1	
31	17670-95290	THERMOSTAT (62°C)	1	OPT
32	09108-08029	STUD BOLT, engine holder	1	8x40
33	09162-08003	LOCK WASHER	1	
34	09140-08003	NUT	1	
35	09343-03051	HOSE, lubrication (L:235-120)	1	
36	09343-03051	HOSE, lubrication (L:235-180)	1	
37	16710-95200	CHECK VALVE	1	
38	09401-06403	CLIP	4	
39	09404-06413	CLAMP, lubrication hose	1	
40	09404-08413	CLAMP	1	DT50M
41	11400-95867	GASKET SET	1	OPT

FIG.2

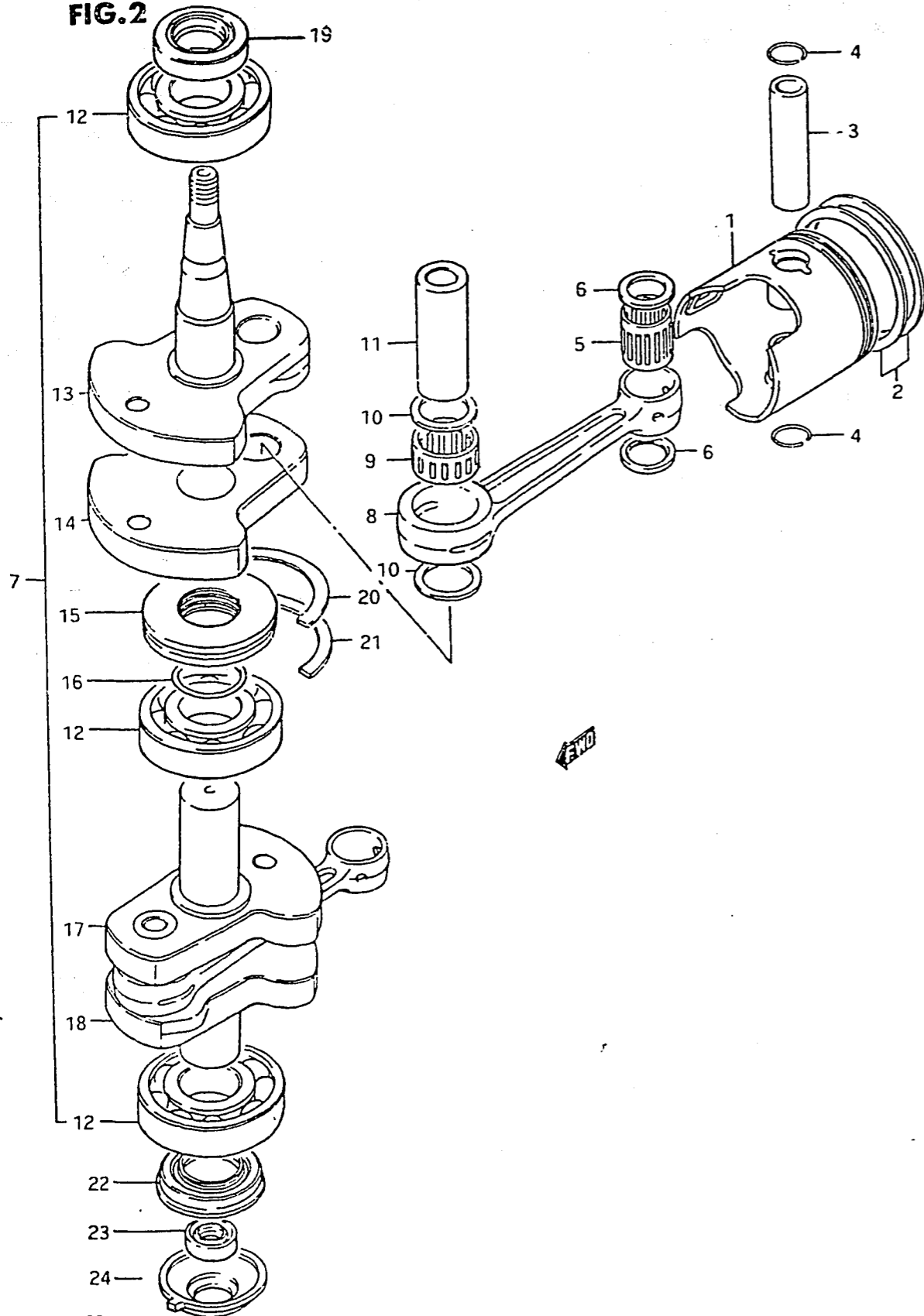


FIG.2 (B- 4) CRANKSHAFT

REF.NO.	PART NO.	DESCRIPTION	Q'TY	REMARKS
1-1	12110-95202	PISTON (STD)	2	
1-2	12110-95202-025	PISTON (OS:0.25)	2	OPT
1-3	12110-95202-050	PISTON (OS:0.5)	2	OPT
2-1	12140-95211	RING SET, piston (STD)	2	
2-2	12140-95211-025	RING SET, piston (OS:0.25)	2	OPT
2-3	12140-95211-050	RING SET, piston (OS:0.5)	2	OPT
3	12151-16502	PIN, piston	2	
4	09381-20001	CIRCLIP, piston pin	4	
5	09263-20034	BEARING, piston pin	2	20x25x27.9
6	09169-20001	WASHER, connecting rod	4	
7	12200-95212	CRANKSHAFT ASSY	1	
8	12161-95200	.ROD, connecting	2	
9	09263-26007	.BEARING, crank pin	2	26x34x20
10	09160-26007	.WASHER (26x33x2)	4	
11	12211-95202	.PIN, crank	2	
12	09262-30049	.BEARING, crankshaft	3	30x72x19
13	12221-95203	.CRANKSHAFT, upper	1	
14	12232-95202	.WHEEL, middle lower	1	
15	12321-95204	.SEAL, labyrinth	1	
16	09280-63001	.O RING	1	
17	12231-95202	.WHEEL, middle upper	1	
18	12240-95201	.CRANKSHAFT, lower	1	
19	09283-30011	OIL SEAL, upper crankshaft	1	30x55x10
20	09390-72006	RING, seal labyrinth	1	
21	09390-72007	RING, thrust	1	
22	09289-30004	OIL SEAL, lower crankshaft	1	30x55x10
23	09282-17004	OIL SEAL, drive shaft upper	1	17x28x6
24	11431-95201	HOUSING, lower oil seal	1	

FIG.3

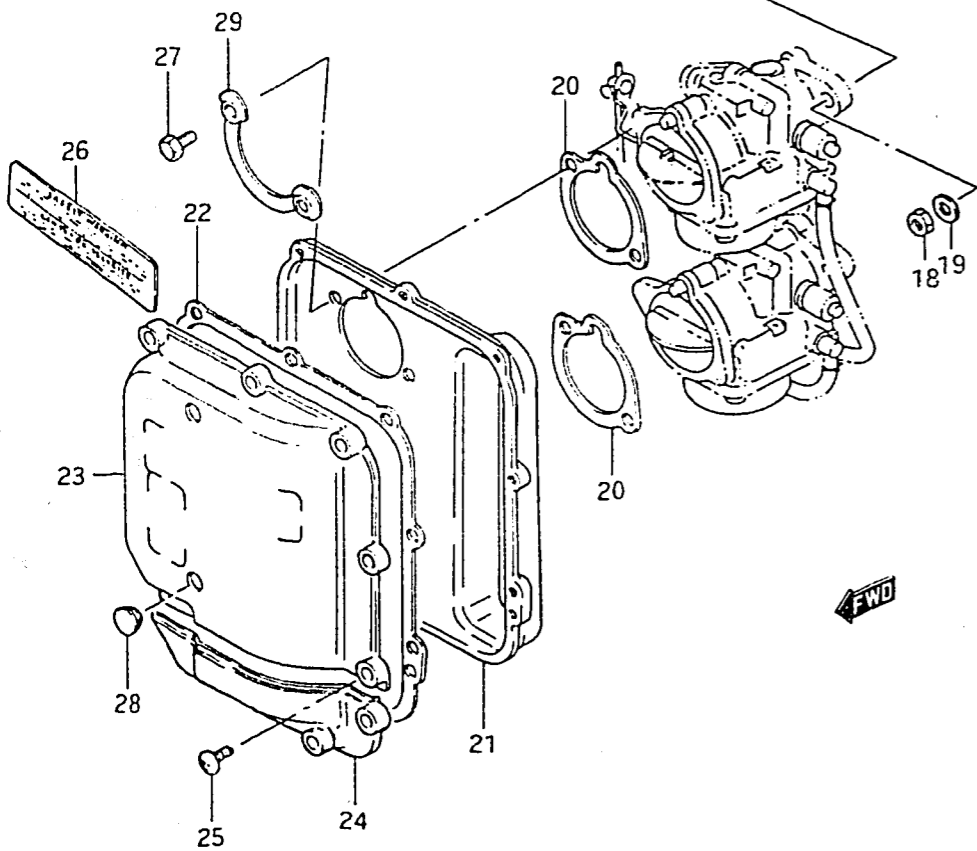
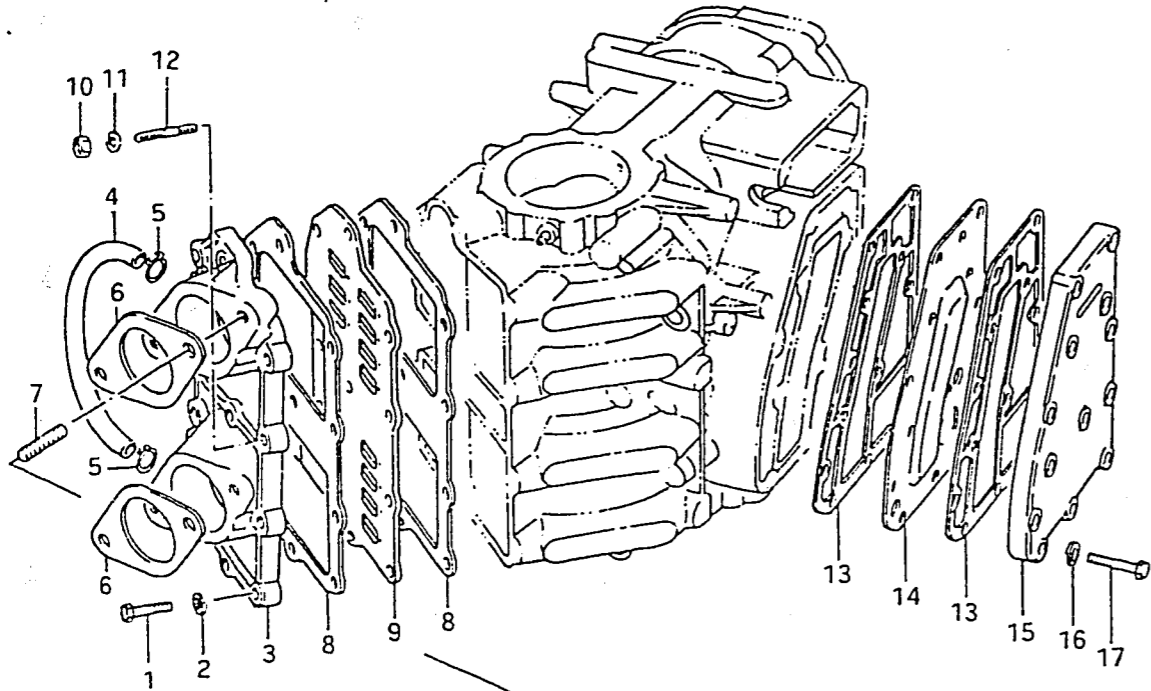


FIG.3 (B- 5) INLET CASE / EXHAUST COVER

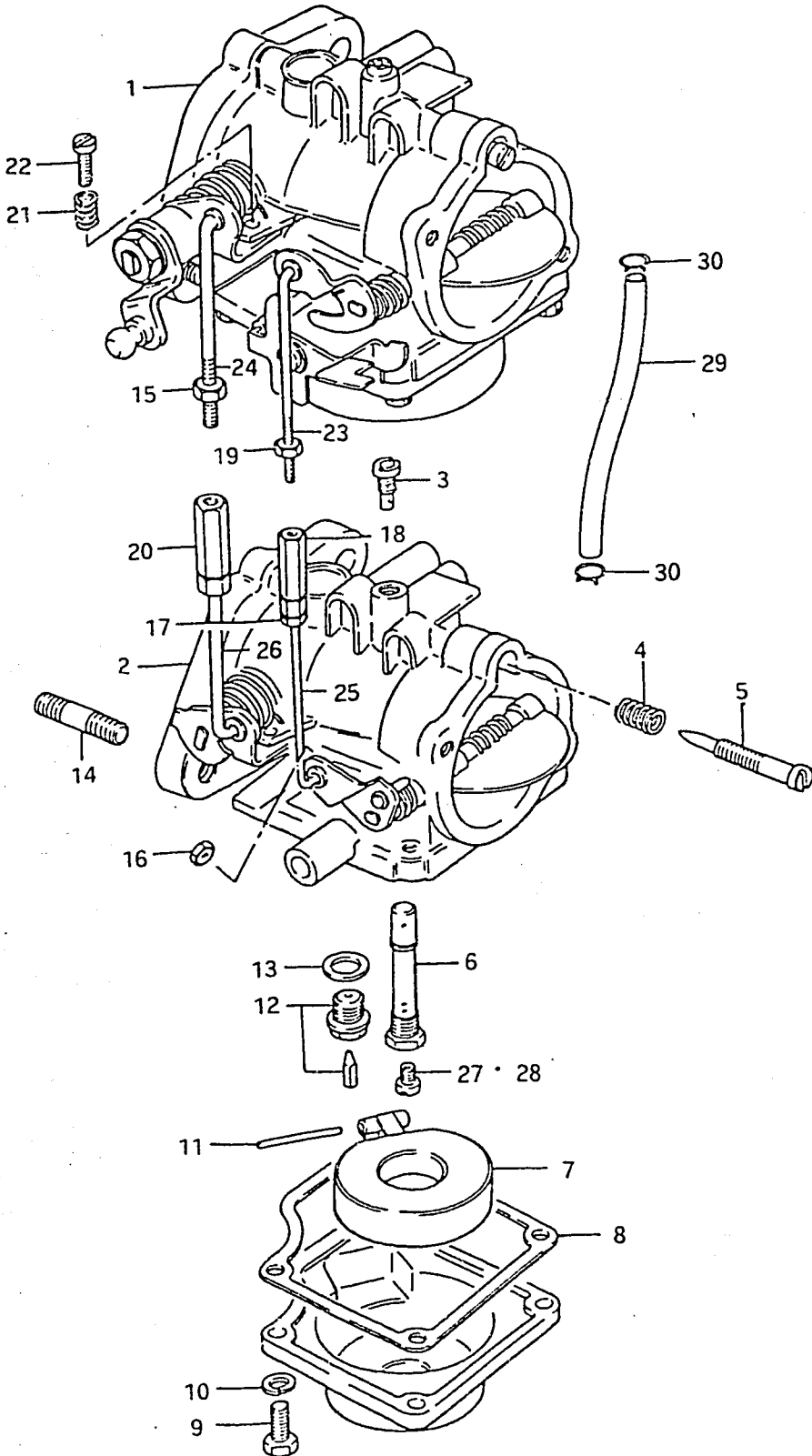
REF.NO.	PART NO.	DESCRIPTION	Q'TY	REMARKS
1	01107-06308	BOLT	9	
2	08321-21068	LOCK WASHER	9	
3	13110-95210-02M	CASE, inlet	1	
4	09343-05137	HOSE, inlet case (L:500-150)	1	
5	09401-09402	CLIP, inlet hose	2	
6	13125-95200	GASKET, carburetor	2	
7	01411-08208	STUD BOLT	2	
8	13121-95200	GASKET, inlet case	2	
9	13150-95201	VALVE ASSY, reed	1	
10	08310-11068	NUT	2	
11	08321-21068	LOCK WASHER	2	
12	01421-06258	STUD BOLT	2	
13	14151-95200	GASKET, exhaust cover	2	
14	14131-95200	PLATE, exhaust cover	1	
15	14141-95200-02M	COVER, exhaust	1	
16	08321-21068	LOCK WASHER	13	
17	01107-06308	BOLT	13	
18	08310-22088	NUT	4	
19	08322-11088	WASHER	4	
20	13855-95200	GASKET, silencer	2	
21	13811-95300	CASE, silencer	1	
22	13853-95300	GASKET	1	
23	13812-95301	COVER, upper	1	
24	13814-95300	COVER, lower	1	
25	02142-05208	SCREW	12	
26	61458-95204	MARK, safety warning	1	
27	01107-06128	BOLT	4	
28	09250-10010	PLUG, cover	2	
29	09169-06027	WASHER	2	

FIG.4

FIG.4 (B- 6) CARBURETOR (DT50 ELECTRIC START)

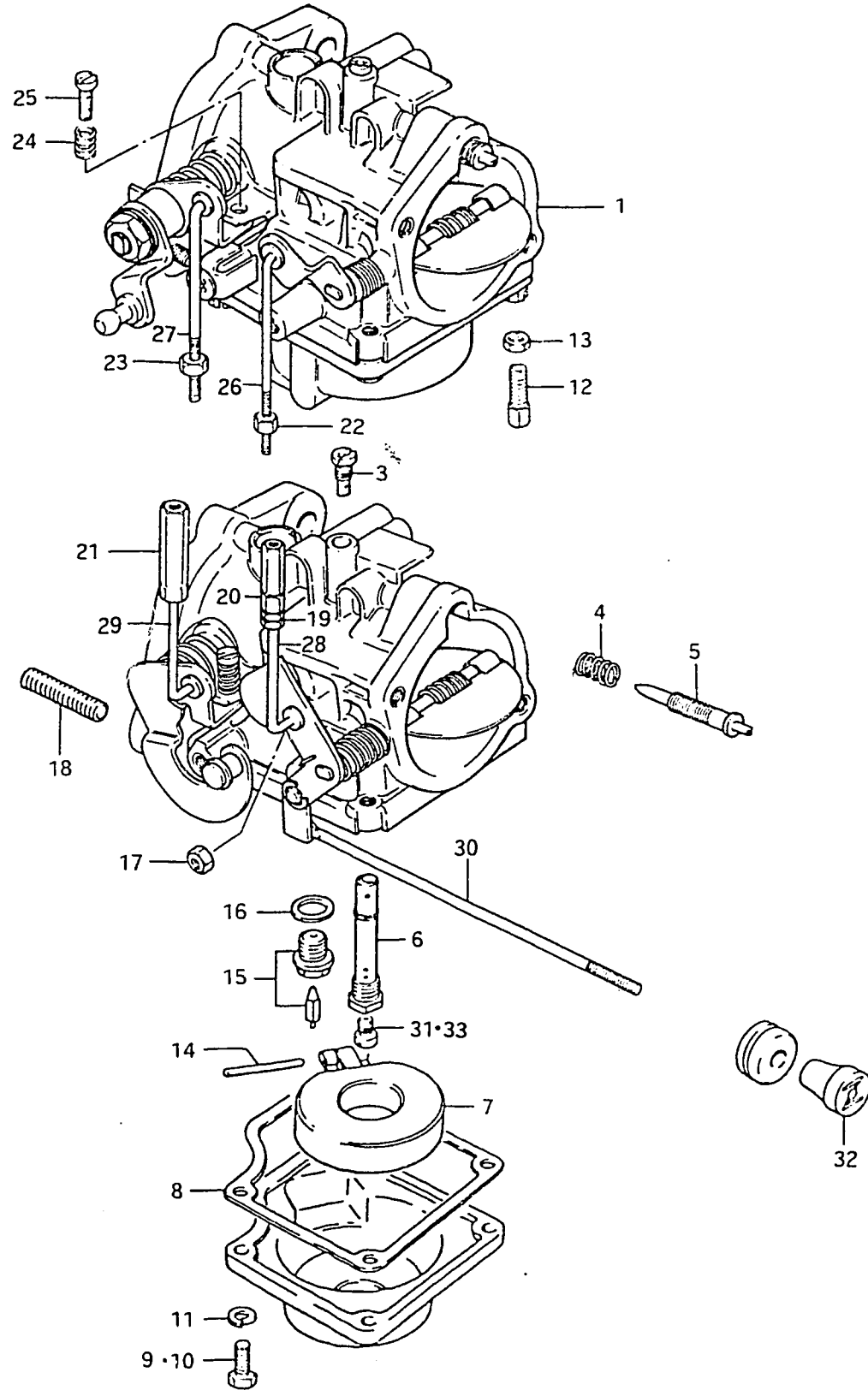
Q'TY

REMARKS



REF.NO.	PART NO.	DESCRIPTION	Q'TY	REMARKS
1	13201-95205	CARBURETOR, top	1	
2	13202-95205	CARBURETOR, 2nd	1	
3	09492-85001	.JET, pilot (85)	2	
4	13271-93311	.SPRING, air screw	2	
5	13269-95210	.ADJUSTER	2	
6	13235-95210	.NOZZLE	2	
7	13250-93012	.FLOAT	2	
8	13251-95210	.GASKET	2	
9	13611-95211	.BOLT	8	
10	09162-05002	.LOCK WASHER	8	
11	13254-93010	.PIN, float	2	
12	13370-28110	.VALVE ASSY, needle	2	
13	13392-58600	.GASKET, valve seat	2	
14	01411-08208	.STUD BOLT	2	
15	13582-95216	.NUT (Top carb.)	1	
16	13582-95216	.NUT (2nd carb.)	1	
17	13599-95212	.NUT (2nd carb.)	1	
18	13599-95211	.NUT (2nd carb.)	1	
19	13599-95210	.NUT (Top carb.)	1	
20	13582-95219	.NUT (2nd carb.)	1	
21	13268-96110	.SPRING, stop screw	2	
22	13267-95211	.SCREW, throttle stop	2	
23	13410-95400	.SHAFT ASSY, chock	1	TOP
24	13553-95212	.LEVER ASSY, throttle	1	TOP
25	13410-95402	.SHAFT ASSY, chock	1	2ND
26	13550-95217	.SHAFT ASSY, throttle	1	2ND
27	09491-33001	.JET, main (165)	2	
28-1	09491-33003	JET, main (167.5)	2	OPT
28-2	09491-32006	JET, main (160)	2	OPT
28-3	09491-32008	JET, main (162.5)	2	OPT
28-4	09491-34004	JET, main (170)	2	OPT
29	09343-05137	HOSE, fuel	1	L:500-135
30	09401-09402	CLIP, fuel hose	2	

FIG.5



REF.NO.	PART NO.	DESCRIPTION	Q'TY	REMARKS
1	13201-95224	CARBURETOR, top	1	
2	13202-95224	CARBURETOR, 2nd	1	
3	09492-85001	.JET, pilot (85)	2	
4	13271-93311	.SPRING, air screw	2	
5	13269-95210	.ADJUSTER	2	
6	13235-95210	.NOZZLE	2	
7	13250-93012	.FLOAT	2	
8	13251-95210	.GASKET	2	
9	13611-95211	.BOLT	6	
10	13611-95212	.BOLT	2	
11	09162-05002	.LOCK WASHER	8	
12	13577-22600	.ADJUSTER, cable	2	
13	13661-03010	.NUT	1	
14	13254-93010	.PIN, float	2	
15	13370-28110	.NEEDLE VALVE	2	
16	13392-58600	.GASKET	2	
17	13582-95216	.NUT	1	
18	01411-08208	.STUD BOLT	2	
19	13599-95212	.NUT	1	
20	13599-95211	.NUT	1	
21	13582-95219	.NUT	1	
22	13599-95210	.NUT	1	
23	13582-95216	.NUT	1	
24	13268-96110	.SPRING	1	
25	13267-95211	.SCREW	1	
26	13410-95226	.SHAFT ASSY, chock	1	TOP
27	13553-95212	.LEVER ASSY, throttle	1	TOP
28	13410-95227	.SHAFT ASSY; chock	1	2ND
29	13550-95221	.SHAFT ASSY, throttle	1	2ND
30	13580-95220	.LEVER ASSY	1	2ND
31	09491-33001	.JET, main (165)	2	
32	13631-93500	KNOB, starter	1	
33-1	09491-31003	JET, main (155)	2	OPT
33-2	09491-32006	JET, main (160)	2	OPT
33-3	09491-34004	JET, main (170)	2	OPT



FIG.6

FIG.6 (B- 8) UPPER OIL SEAL HOUSING

Q'TY

REF.NO.	PART NO.	DESCRIPTION	Q'TY	REMARKS
1	11411-95301-02M	HOUSING, upper oil seal	1	
2	11411-95210-02M	HOUSING, upper oil seal	1	DT50M
3	11421-95200	GASKET, oil seal housing	1	
4	02122-06168	SCREW	6	
5	31911-95200-02M	BRACKET, motor upper	1	
6	08321-21088	LOCK WASHER	6	
7	01107-08258	BOLT	6	
8	31914-95201	COVER, starting motor	1	
9	08321-21088	LOCK WASHER	2	
10	01107-08258	BOLT	2	
11	31912-94500	BAND, starting motor	1	
12	31913-95200-02M	BRACKET, motor lower	1	
13	01107-08208	BOLT	2	
14	08321-21088	LOCK WASHER	2	

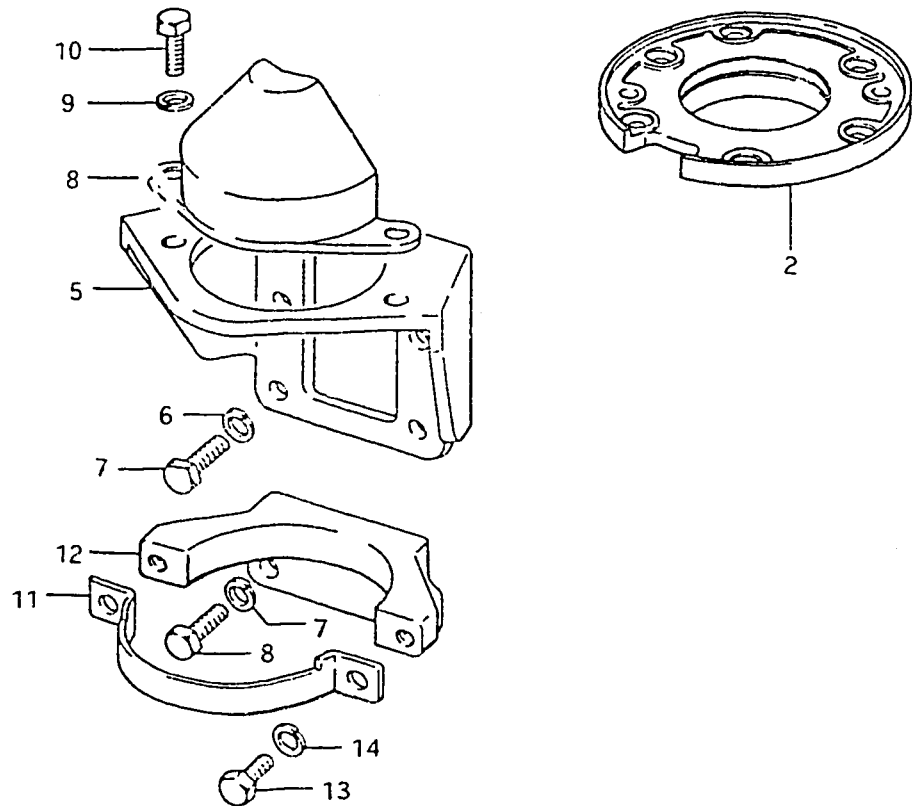
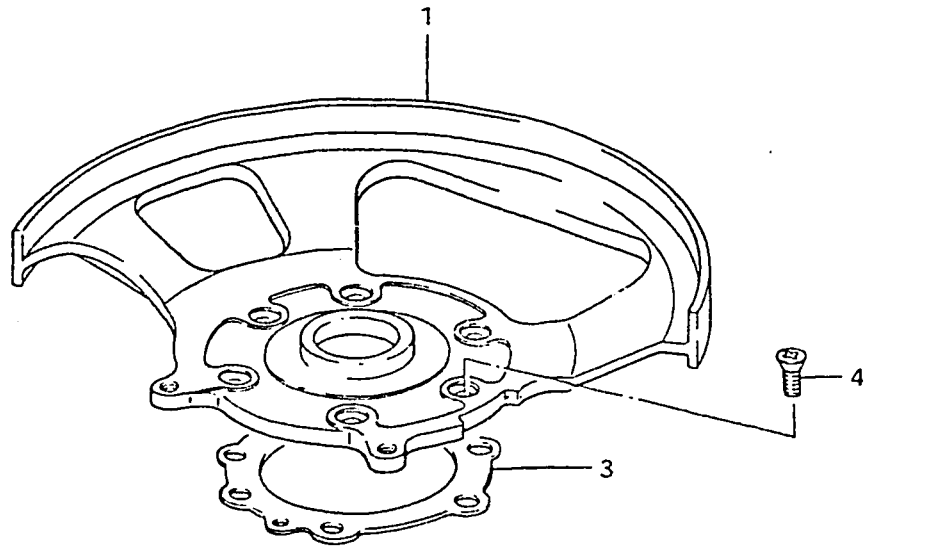


FIG.7

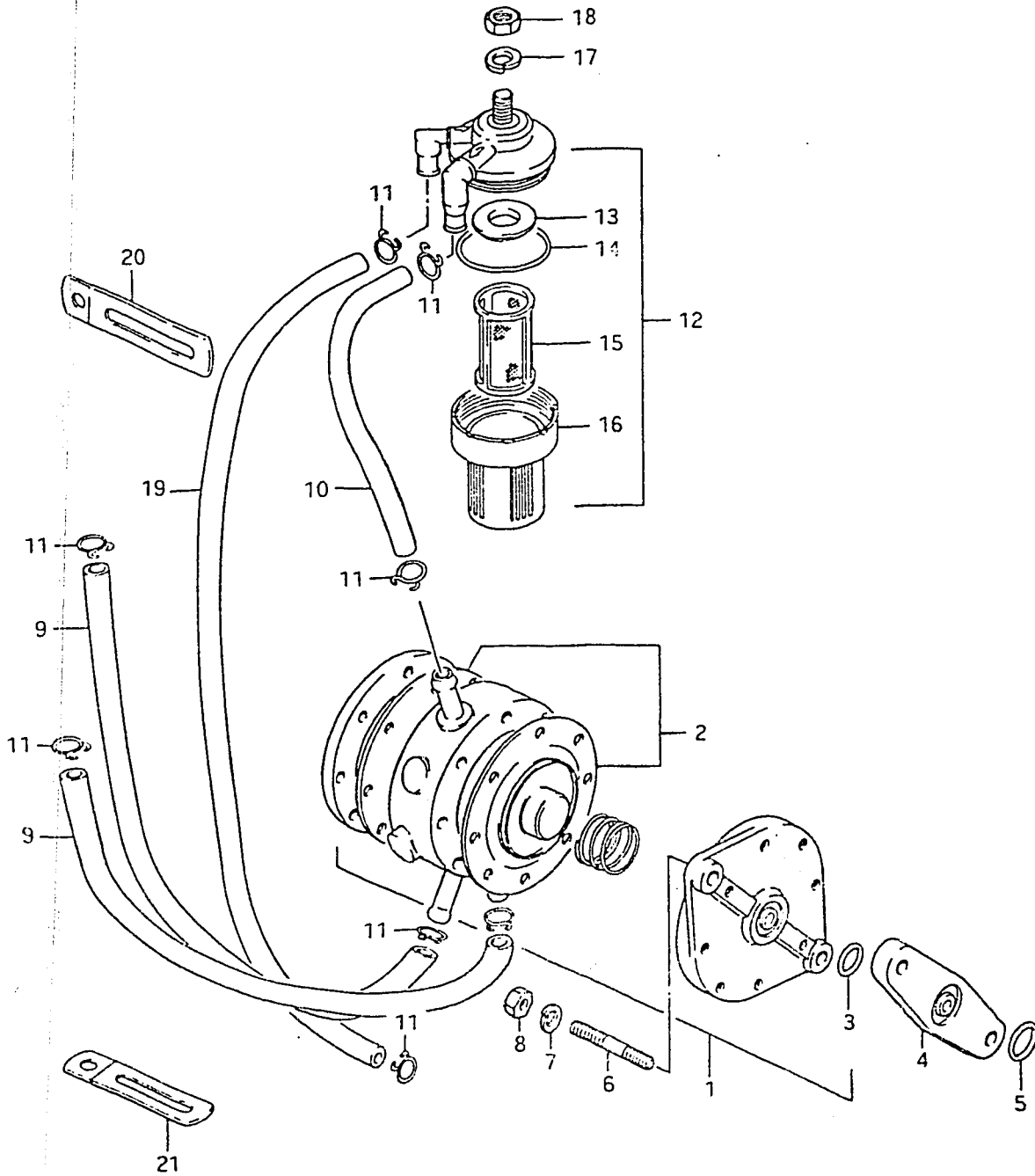


FIG.7 (B- 9) FUEL PUMP

REF.NO.	PART NO.	DESCRIPTION	Q'TY	REMARKS
1	15100-95204	PUMP ASSY, fuel	1	
2	15170-95501	.DIAPHRAGM SET	1	
3	15165-93010	.O RING	1	
4	15322-93000	INSULATOR, fuel pump	1	
5	09280-12005	O RING (ID:11.8,d:2.4)	1	
6	01421-06258	STUD BOLT	2	
7	08321-21068	LOCK WASHER	2	
8	08310-11068	NUT	2	
9	09343-05137	HOSE, fuel (pump-carb.)	1	L:500-450
10	09343-05137	HOSE, fuel (filter-pump)	1	L:500-75
11	09401-09402	CLIP, fuel hose	6	
12	15410-93400	FILTER ASSY, fuel	1	
13	15416-93400	.PACKING	1	
14	15415-93400	.O RING	1	
15	15412-93400	.STRAINER	1	
16	15413-93400	.CUP	1	
17	08321-21088	LOCK WASHER	1	
18	08310-22088	NUT	1	
19	09343-05137	HOSE, fuel (connector-filter)	1	L:500-420
20	09404-06413	CLAMP (L:70)	1	
21	09404-06414	CLAMP (L:80)	1	

FIG. 8

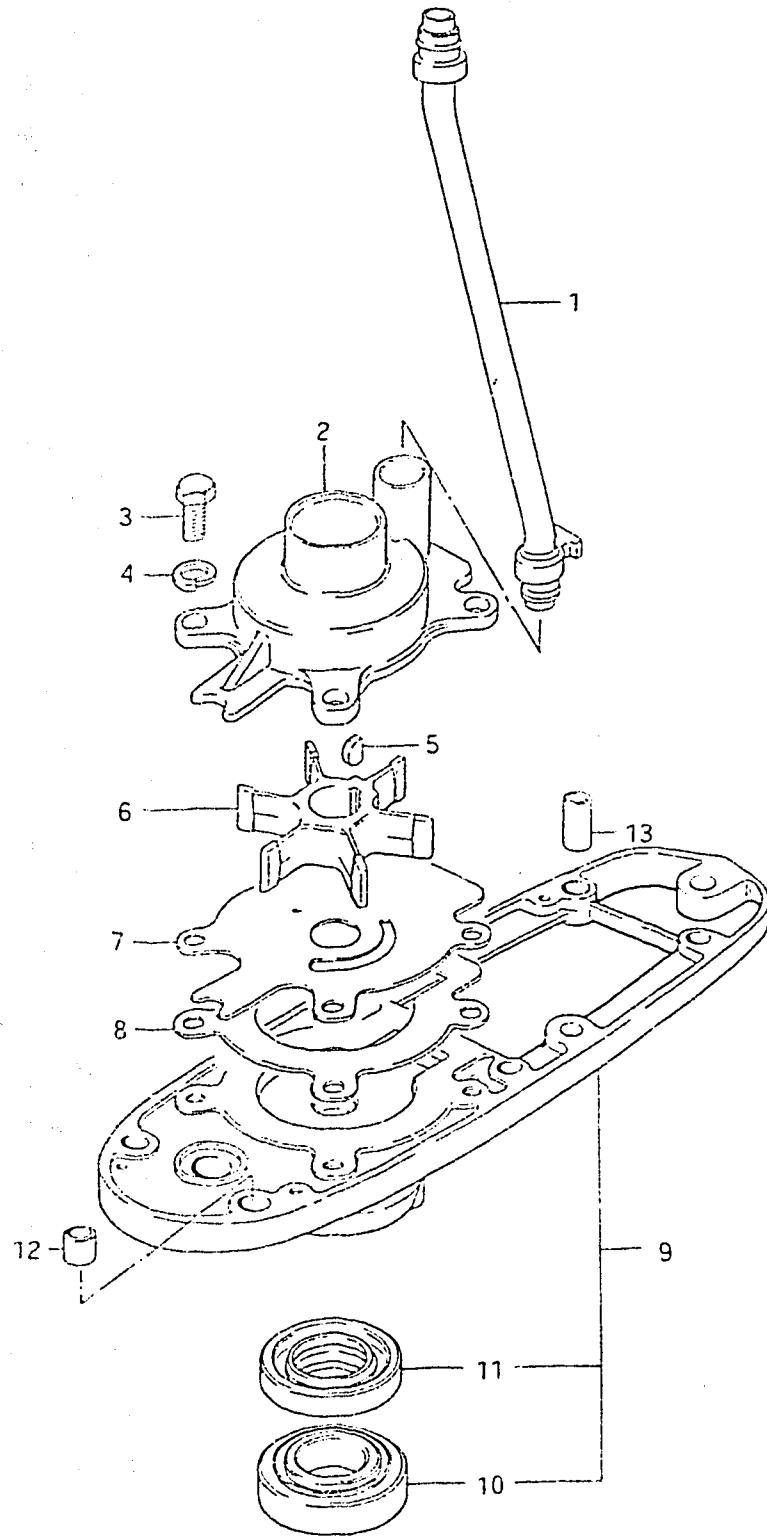


FIG. 8 (B-10) WATER PUMP

REF.NO.	PART NO.	DESCRIPTION	Q'TY	REMARKS
1	17560-95500	TUBE, water	1	
2	17411-95204	CASE, water pump	1	
3	09100-08139	BOLT	4	
4	09162-08003	LOCK WASHER	4	
5	09420-04005	KEY	1	
6	17461-95200	IMPELLER, water pump	1	
7	17471-95203	PLATE, pump case lower	1	
8	17472-95300	GASKET	1	
9	56130-95202-02M	HOUSING, driveshaft bearing	1	
10	09265-17001	.BEARING, drive shaft	1	
11	09289-17005	.OIL SEAL, drive shaft	1	
12	09206-11001	PIN (OD:11,L:12)	1	
13	09206-11005	PIN (OD:11,L:20)	1	

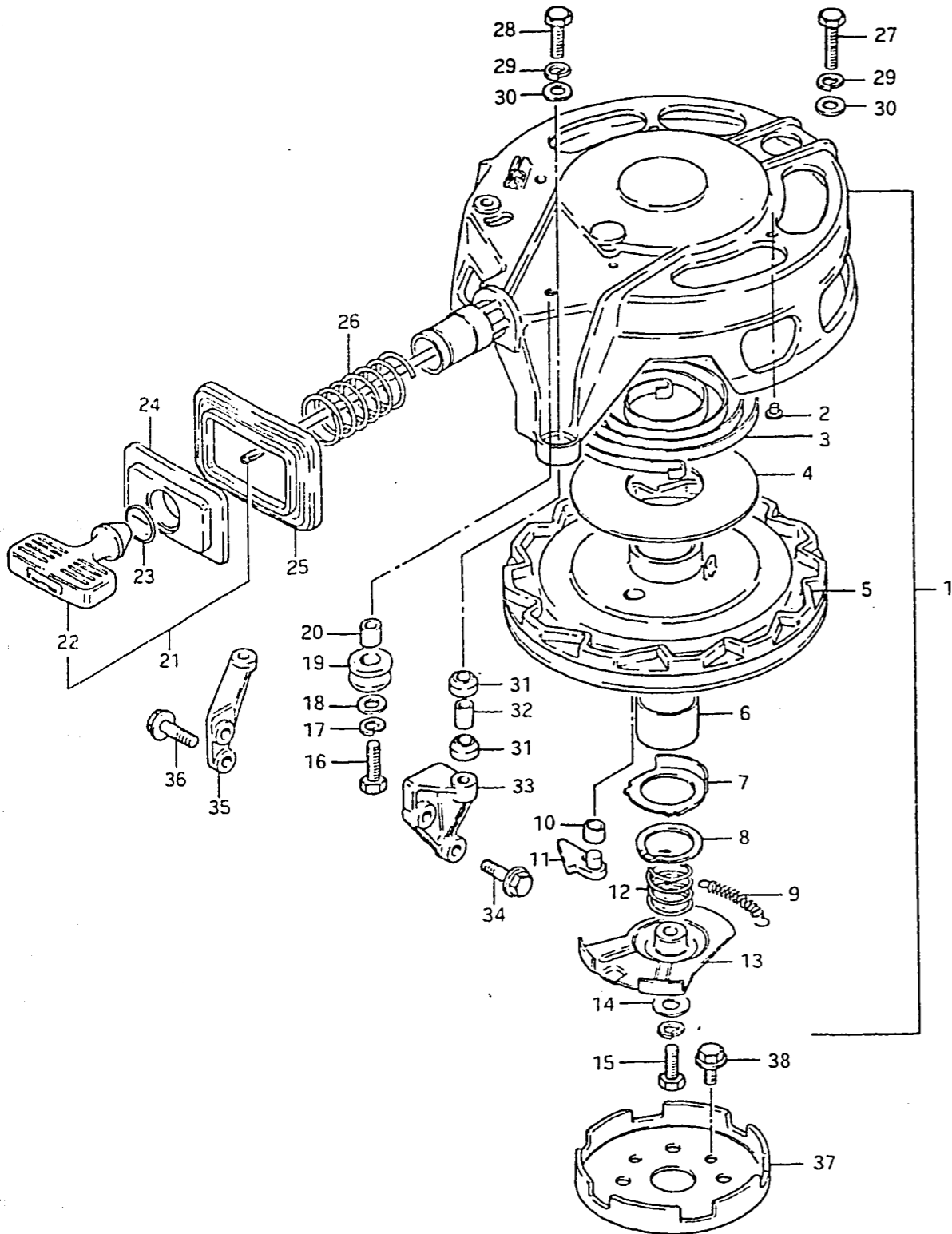
FIG. 9

10

FIG.9 (B-11) STARTER (DT50M)

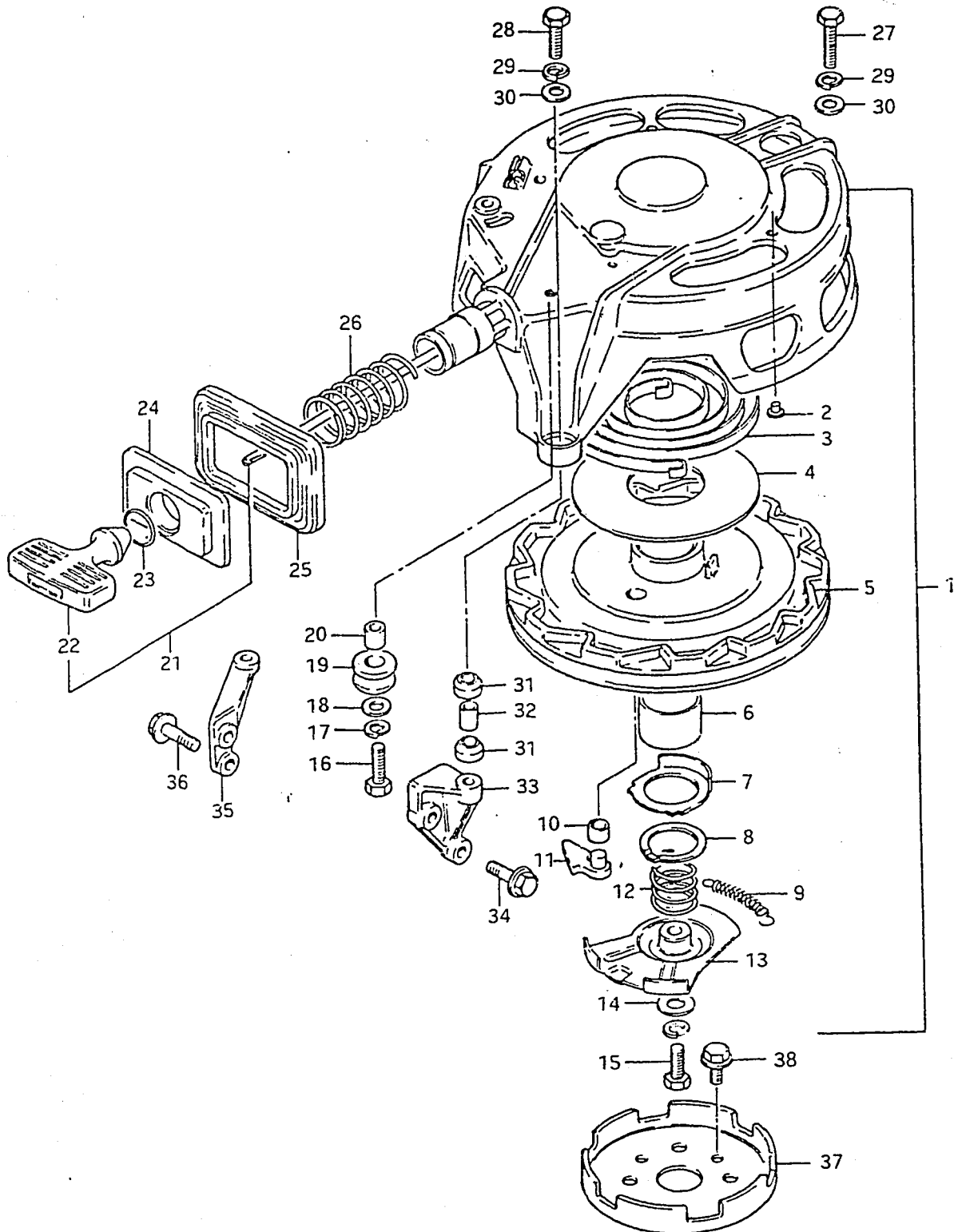
Q'TY

REMARKS



REF.NO.	PART NO.	DESCRIPTION	Q'TY	REMARKS
1	18100-95202	STARTER ASSY, recoil	1	
2	18123-95210	.DAMPER, rear	5	
3	18142-95210	.SPRING	1	
4	18144-95200	.PLATE, slide	2	
5	18121-95200	.REEL	1	
6	18124-95210	.BUSHING	1	
7	18157-95200	.WASHER	1	
8	18127-95200	.CIRCLIP	1	
9	18155-95200	.SPRING, return	1	
10	18133-95210	.BUSHING	1	
11	18130-95200	.RATCHET	1	
12	18153-95200	.SPRING, friction	1	
13	18151-95200	.PLATE, friction	1	
14	18335-93000	.THRUST WASHER	1	
15	01107-06168	.BOLT	1	
16	01107-06208	.BOLT	1	
17	08321-31068	.LOCK WASHER	2	
18	18335-95200	.WASHER	1	
19	18187-95200	.ROLLER, starter	1	
20	18188-95200	.GUIDE, roller	1	

FIG.9

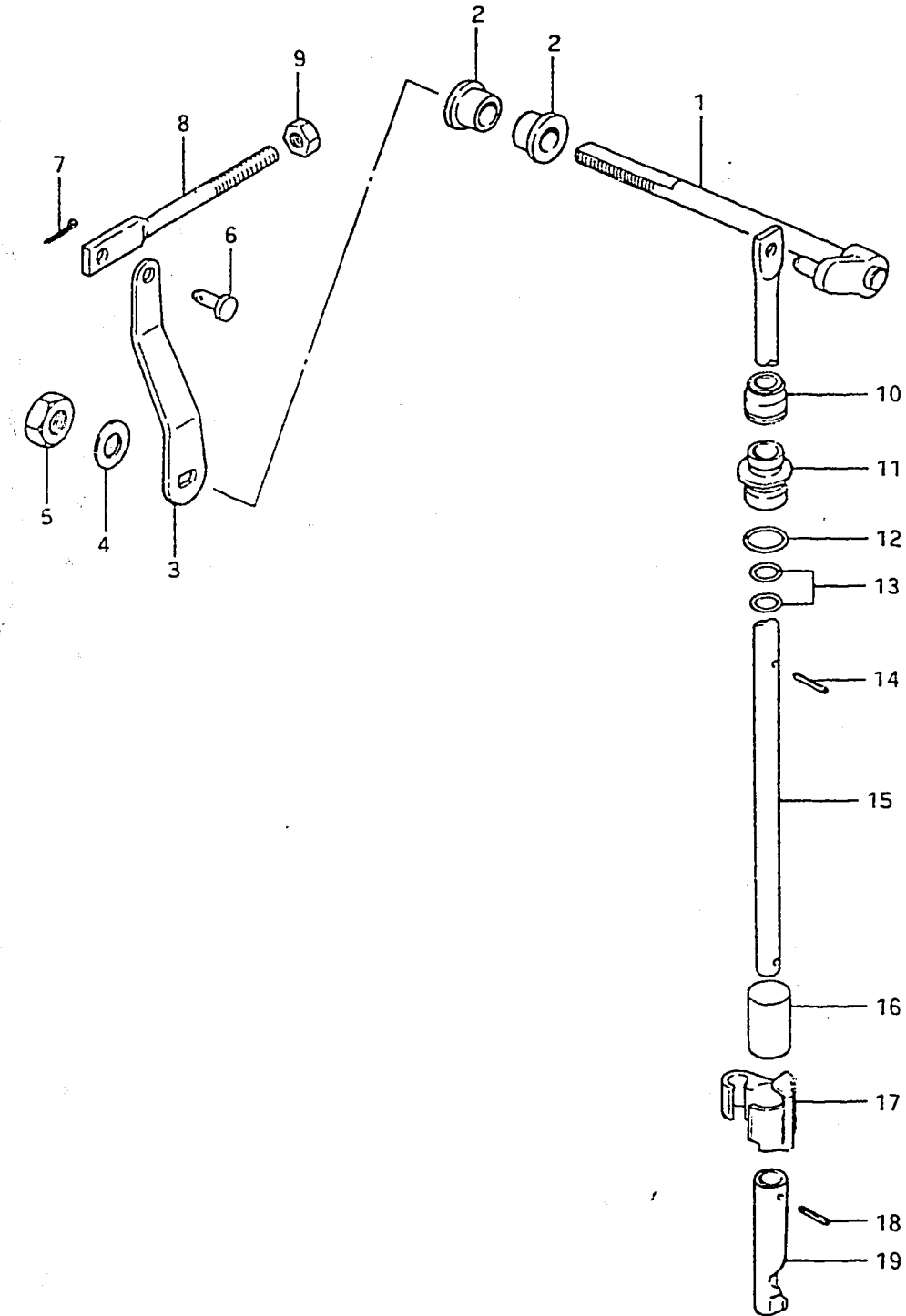


11

FIG.9 (B-12) STARTER (DT50M)

REF.NO.	PART NO.	DESCRIPTION	Q'TY	REMARKS
21	18200-95202	.GRIP ASSY	1	
22	18210-93001	..GRIP	1	
23	18195-95200	.SET RING	1	
24	18191-95202	.DEFENSER	1	
25	18192-95202	.RUBBER, defenser	1	
26	18196-93000	.SPRING, defenser	1	
27	01107-08408	BOLT	1	
28	01107-08358	BOLT	2	
29	08321-21088	LOCK WASHER	3	
30	08322-21088	WASHER	3	
31	09320-14011	CUSHION	6	
32	09180-08085	SPACER	3	
33	18711-95200-02M	BRACE, recoil starter RH	1	
34	01517-08308	BOLT	2	
35	18721-95200-02M	BRACE, recoil starter LH	1	
36	01517-08308	BOLT	2	
37	18411-95200	CUP, starter	1	
38	01517-08168	BOLT	4	

FIG. 10



12

FIG.10 (C- 2) CLUTCH

REF.NO.	PART NO.	DESCRIPTION	Q'TY	REMARKS
1	21210-95201	SHAFT, clutch	1	
2	09306-08003	BUSHING, clutch shaft	2	
3	21213-95201	ARM, clutch shaft side	1	
4	09160-08015	WASHER, clutch shaft	1	8.5x16x1.6
5	09140-08012	NUT, clutch shaft	2	
6	09200-05010	PIN, clutch link	1	
7	09204-01001	COTTER PIN	1	
8	23111-95200	LINK, clutch	1	
9	09140-06004	NUT	1	
10	25223-95200	DUST SEAL	1	
11	25211-95202	GUIDE, shifting	1	
12	09280-11001	O RING, shifting rod guide	1	
13	09280-08005	O RING, shifting rod guide	2	ID:7.6,d:1.8
14	09205-02004	PIN, clutch rod (2.8x12)	1	
15	25111-95204	ROD, clutch	1	L TYPE
16	25232-95501	MAGNET	1	
17	25231-95501	HOLDER, magnet	1	
18	09205-03021	PIN, clutch rod (3.9x12)	1	
19	25311-95201	CAM, clutch	1	

FIG.11

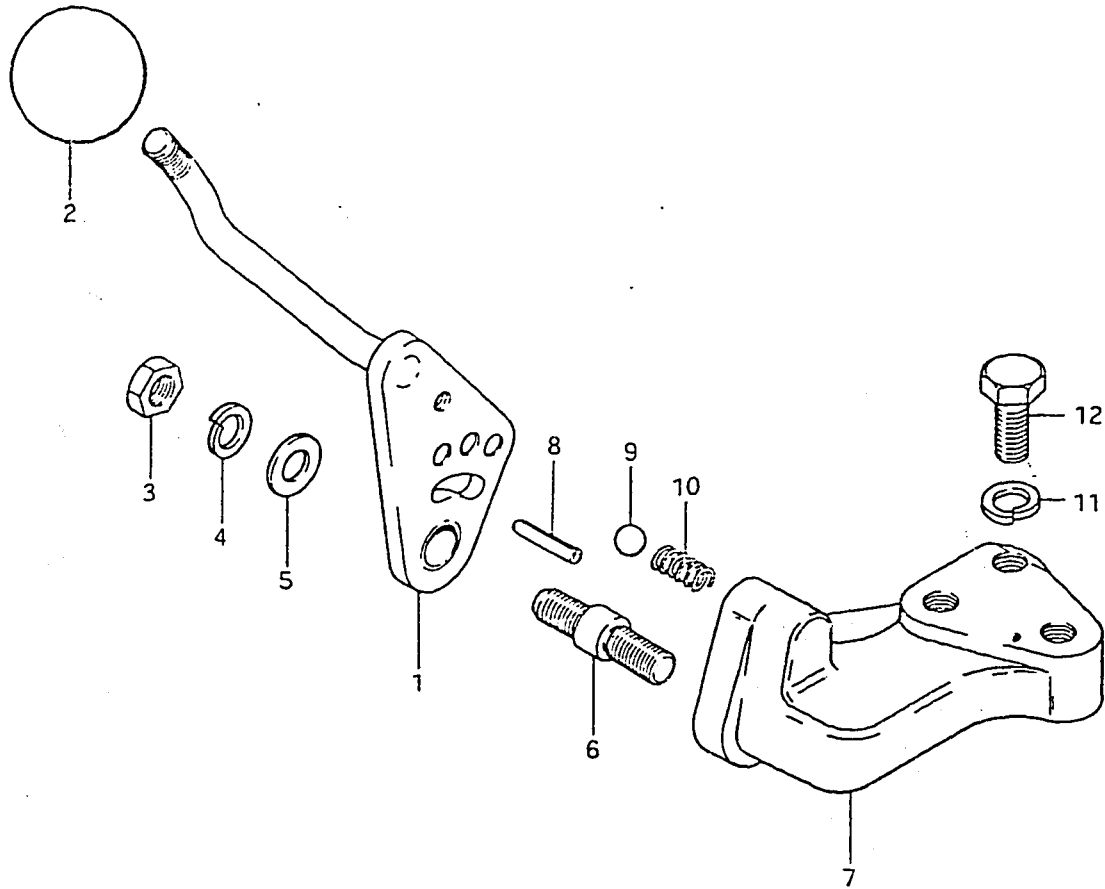


FIG.11 (C- 3) CLUTCH LEVER (DT50M)

REF.NO.	PART NO.	DESCRIPTION	Q'TY	REMARKS
1	21110-95212	LEVER, clutch	1	
2	21116-95210	.KNOB, clutch lever	1	
3	09159-08026	NUT, clutch lever	1	
4	09162-08003	LOCK WASHER	1	
5	09160-08014	WASHER (8.5x23x1.5)	1	
6	21211-95211	SHAFT, clutch lever	1	
7	21150-95212-02M	BRACKET, clutch lever	1	
8	09205-05001	.PIN	1	
9	09260-10003	BALL, clutch notch	1	
10	09440-07021	SPRING, clutch notch	1	
11	09162-08003	LOCK WASHER	3	
12	09100-08090	BOLT, clutch lever bracket	3	8x16

FIG. 12

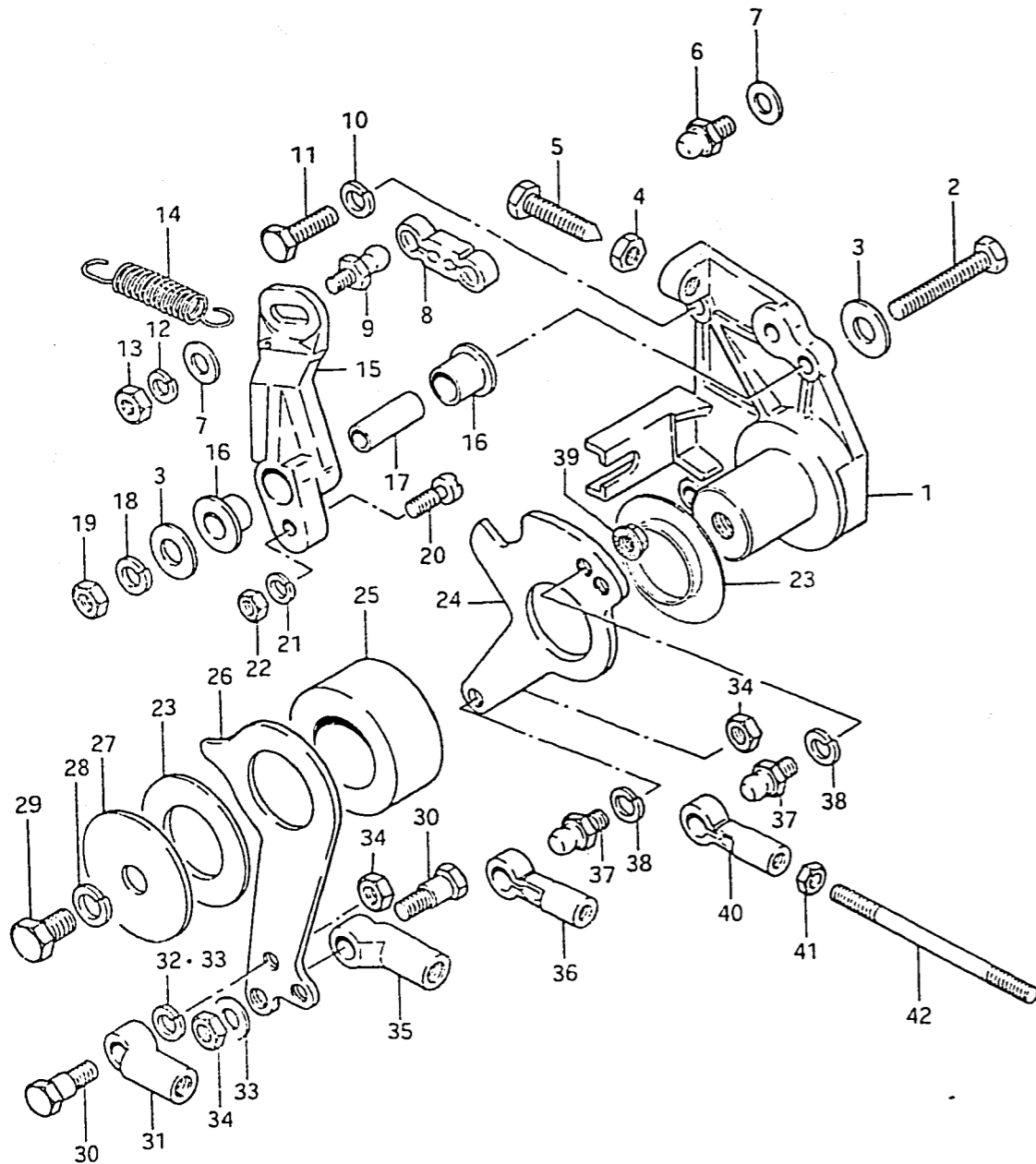


FIG.12 (C- 4) THROTTLE / CLUTCH CONTROL

Q'TY

REMARKS

REF.NO.	PART NO.	DESCRIPTION	Q'TY	REMARKS
1	67461-95303-02M	BRACKET, throttle/clutch lever	1	
2	09100-06097	BOLT (6x38)	1	
3	09160-06036	WASHER (6.5x18x1.5)	2	
4	09140-06004	NUT	1	
5	09100-06083	BOLT	1	
6	09119-05010	BALL PIVOT	1	
7	09160-05010	WASHER (5.5x10x0.8)	2	
8	67468-95301	CONNECTOR, spark advance	1	
9	09119-05011	BALL PIVOT	1	
10	08321-21068	LOCK WASHER	3	
11	01107-06208	BOLT	3	
12	09162-05002	LOCK WASHER	1	
13	09140-05001	NUT	1	
14	09443-13010	SPRING, spark advance lever	1	
15	67475-95302-02M	LEVER, spark advance	1	
16	09301-09001	BUSHING	2	
17	09180-06077	SPACER (6.1x9x23)	1	
18	09162-06001	LOCK WASHER	1	
19	09140-06004	NUT	1	
20	09123-05007	SCREW (5x15)	1	
21	09162-05002	LOCK WASHER	1	
22	09140-05001	NUT	1	
23	09306-25001	BUSHING, throttle control	2	
24	67462-95301	LEVER, throttle control	1	
25	09180-25058	SPACER (25.1x43x19.5)	1	
26	67465-95311	LEVER, clutch control	1	
27	09160-08040	WASHER (8.5x46x2)	1	
28	09162-08003	LOCK WASHER	1	
29	09100-08090	BOLT (8x12)	1	
30	09111-06021	BOLT, clutch lever	2	
31	67467-95201	CONNECTOR, clutch cable	1	



FIG. 12

15

FIG.12 (C- 5) THROTTLE / CLUTCH CONTROL

Q'TY

REMARKS

REF.NO.	PART NO.	DESCRIPTION	Q'TY	REMARKS
32	09162-06001	LOCK WASHER	1	
33	09160-06015	WASHER (6.5x13x1)	2	
34	09140-06004	NUT	1	
35	23311-95201	CONNECTOR, clutch link	1	6 threads,white
36	67466-95200	CONNECTOR, remote control	1	
37	09119-06047	BALL PIVOT	2	
38	09162-06001	LOCK WASHER	2	
39	08316-26068	NUT	1	
40	67463-95200	CONNECTOR, throttle control	2	5 threads,white
41	08310-11058	NUT	2	
42	67464-95202	ROD, throttle to carbu	1	

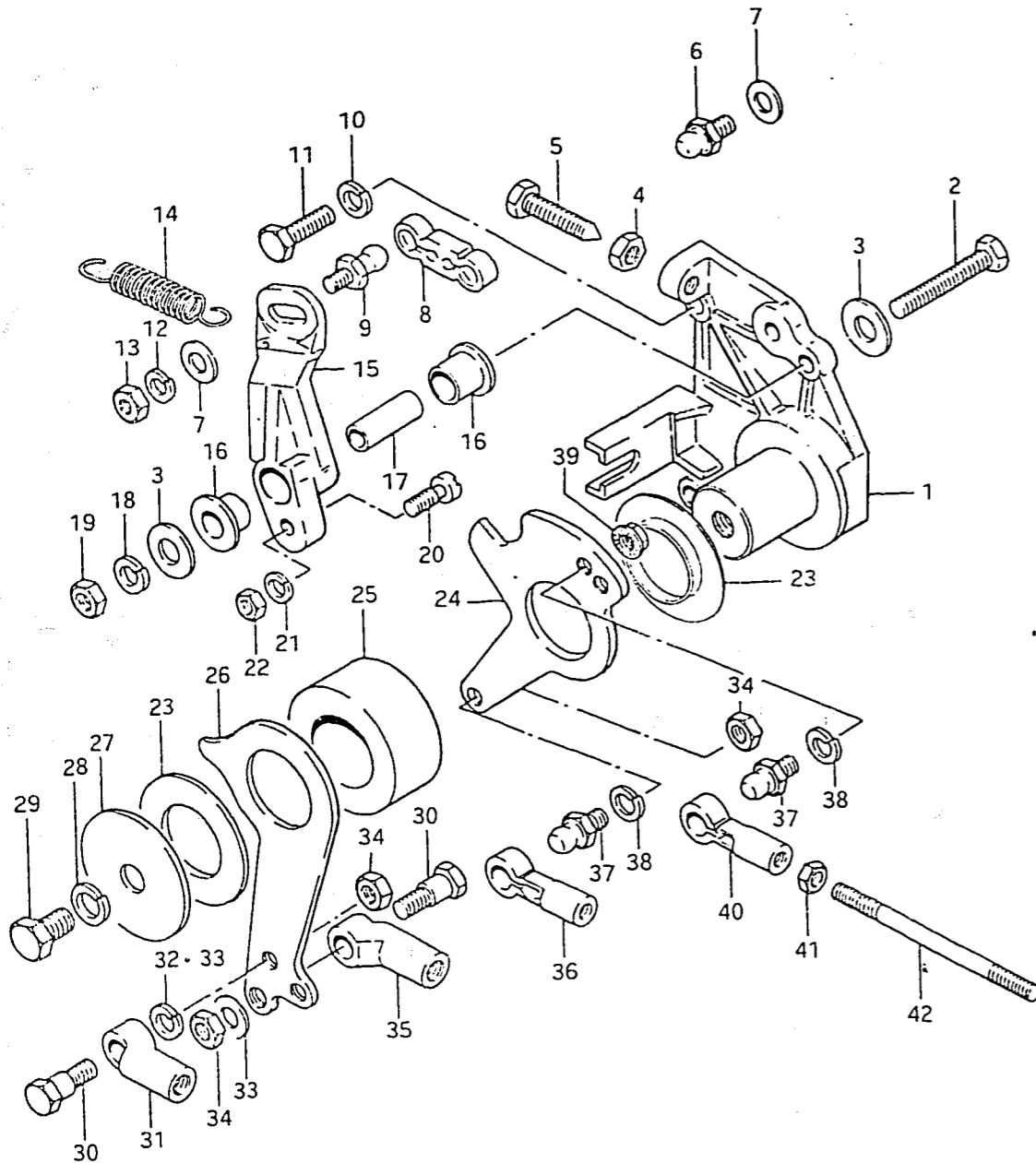
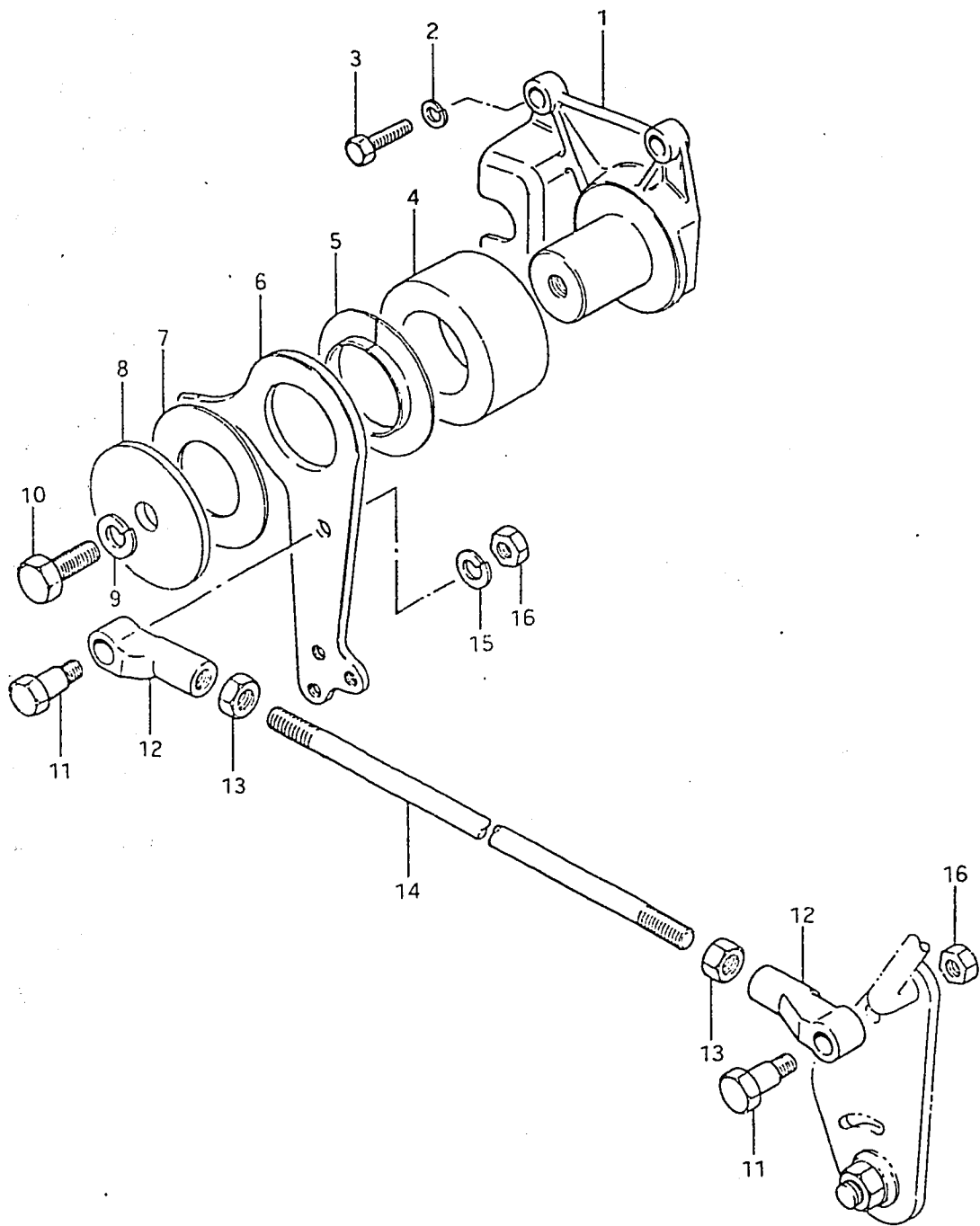


FIG.13

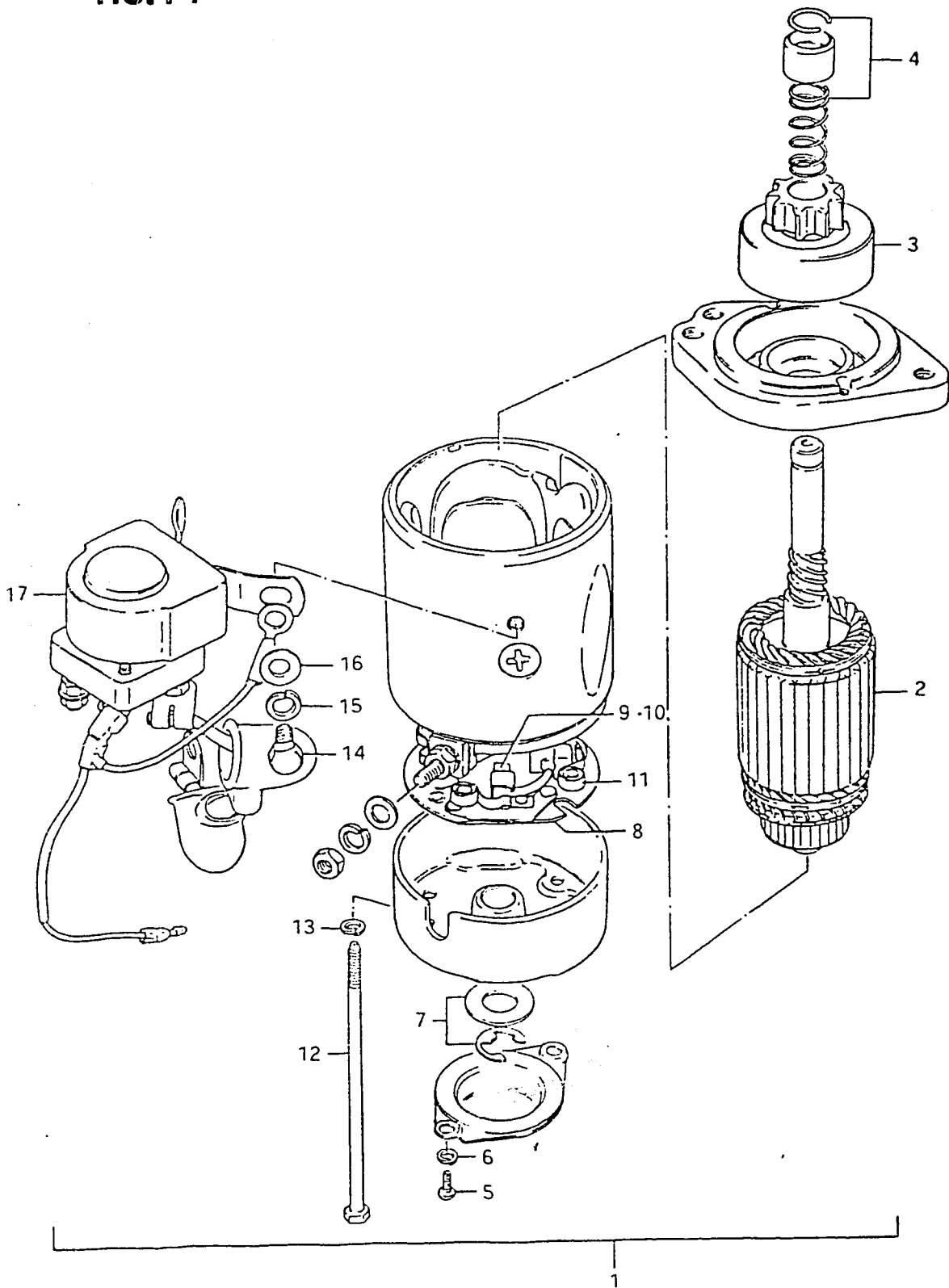


16

FIG.13 (C- 6) THROTTLE / CLUTCH CONTROL (DT50M)  
Q'TY

REF.NO.	PART NO.	DESCRIPTION	REMARKS
1	67461-95200-02M	BRACKET, throttle/clutch lever	1
2	08321-21068	LOCK WASHER	3
3	01107-06208	BOLT	3
4	09180-25055	SPACER (25.1x43x22.5)	1
5	09306-25001	BUSHING, throttle control	1
6	67465-95211	LEVER, clutch control	1
7	09161-25001	WASHER (25.2x46x1)	1
8	09160-06015	WASHER (8.5x46x2)	1
9	09162-08003	LOCK WASHER	1
10	09100-08090	BOLT	1
11	09111-06021	BOLT	1
12	23312-95210	CONNECTOR	2
13	09140-05001	NUT	1
14	23115-95212	LINK, clutch lever (L:270)	1
15	09162-06001	LOCK WASHER	1
16	09140-06004	NUT	2

FIG. 14



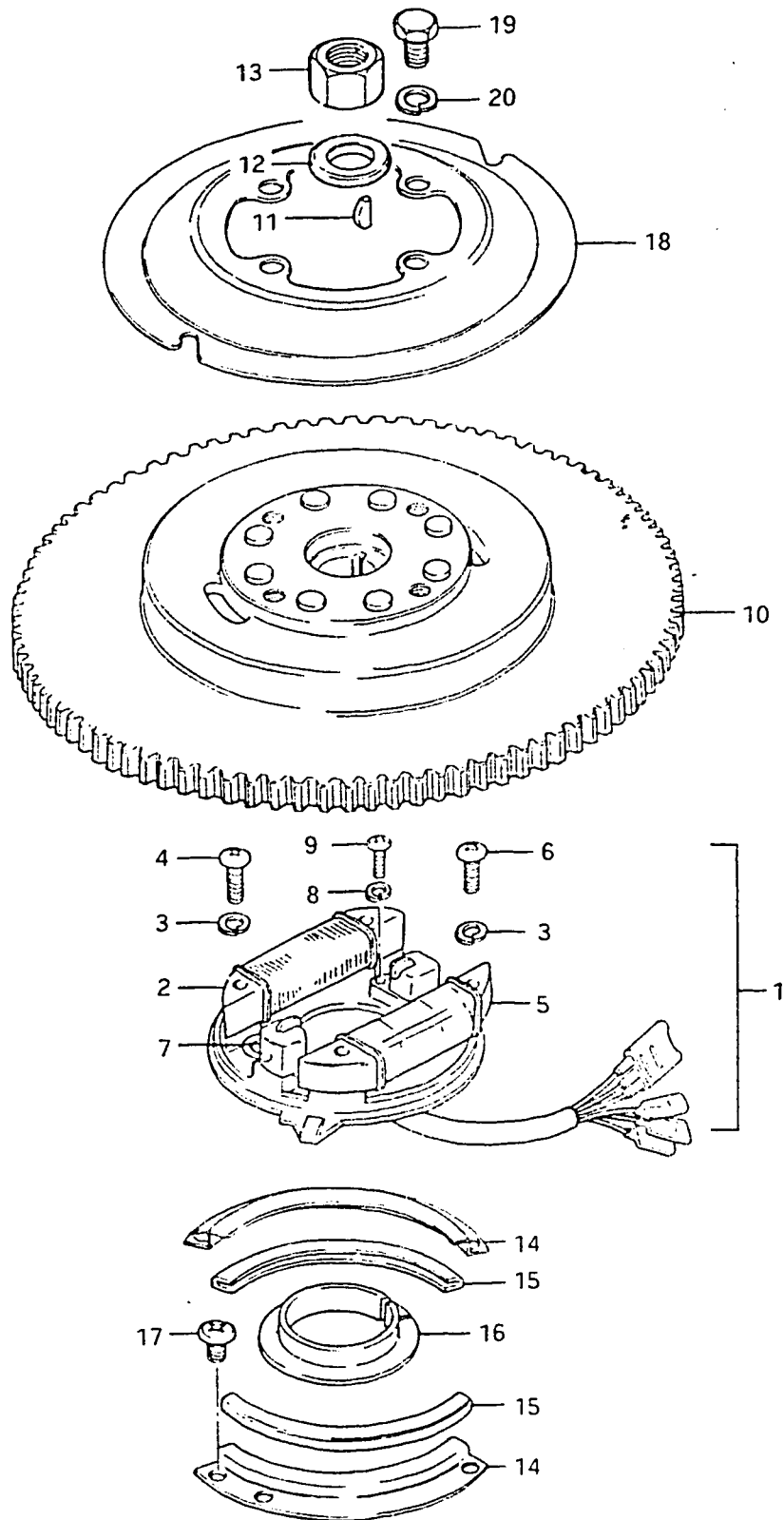
17

FIG.14 (C- 7) STARTING MOTOR

REF.NO.	PART NO.	DESCRIPTION	Q'TY	REMARKS
1	31100-95242	MOTOR ASSY, starting	1	
2	31311-95240	.ARMATURE	1	
3	31320-95240	.PINION ASSY	1	
4	31312-95241	.STOPPER SET, pinion	1	
5	02112-04128	.SCREW	2	
6	08321-21048	.LOCK WASHER	2	
7	31361-95240	.THRUST WASHER KIT	1	
8	31173-95242	.HOLDER ASSY, motor brush	1	
9	31131-95241	..BRUSH, (+)	2	
10	31132-95242	..BRUSH, (-)	1	
11	31135-95240	..SPRING, brush	4	
12	31281-95240	.BOLT	2	
13	08321-21058	.LOCK WASHER	2	
14	01107-06108	.BOLT	2	
15	08321-21068	.LOCK WASHER	2	
16	08322-21068	.WASHER	2	
17	31800-95241	.RELAY ASSY	1	

FIG. 15

FIG.15 (C- 8) MAGNETO (DT50 ELECTRIC START)



REF.NO.	PART NO.	DESCRIPTION	Q'TY	REMARKS
1	32101-95305	STATOR ASSY	1	
2	32120-95301	.COIL, battery charging	1	
3	08321-21058	.LOCK WASHER	4	
4	02112-05258	.SCREW	2	
5	32140-95301	.COIL, ignition primary	1	
6	02112-05208	.SCREW	2	
7	32150-95302	.SENSOR, ignition timing	2	
8	08321-21058	.LOCK WASHER	4	
9	02112-05108	.SCREW	4	
10	32102-95303	ROTOR	1	
11	08341-31059	KEY	1	
12	09180-18007	WASHER	1	
13	08310-12188	NUT	1	
14	32399-95300	RETAINER (3)	2	
15	32396-95302	RETAINER (2)	2	
16	32395-95302	RETAINER (1)	1	
17	02112-06088	SCREW	4	
18	32725-95300	INSULATOR, magneto	1	
19	01107-08168	BOLT	4	
20	08321-21068	LOCK WASHER	4	

FIG. 16

FIG. 16 (C- 9) MAGNETO (DT50M)

REF.NO.	PART NO.	DESCRIPTION	Q'TY	REMARKS
1	32101-95215	STATOR ASSY	1	
2	32120-95212	.COIL, lighting	1	
3	08321-21058	.LOCK WASHER	2	
4	02112-05258	.SCREW	2	
5	32160-95212	.COIL, ignition primary	1	
6	08321-21058	.LOCK WASHER	2	
7	02112-05358	.SCREW	2	
8	32102-95221	ROTOR	1	
9	02112-05258	SCREW	2	
10	08321-21058	LOCK WASHER	2	
11	08322-21058	WASHER	2	
12	08341-31059	KEY	1	
13	09180-18007	WASHER	1	
14	09164-18001	LOCK WASHER	1	
15	08310-12188	NUT	1	

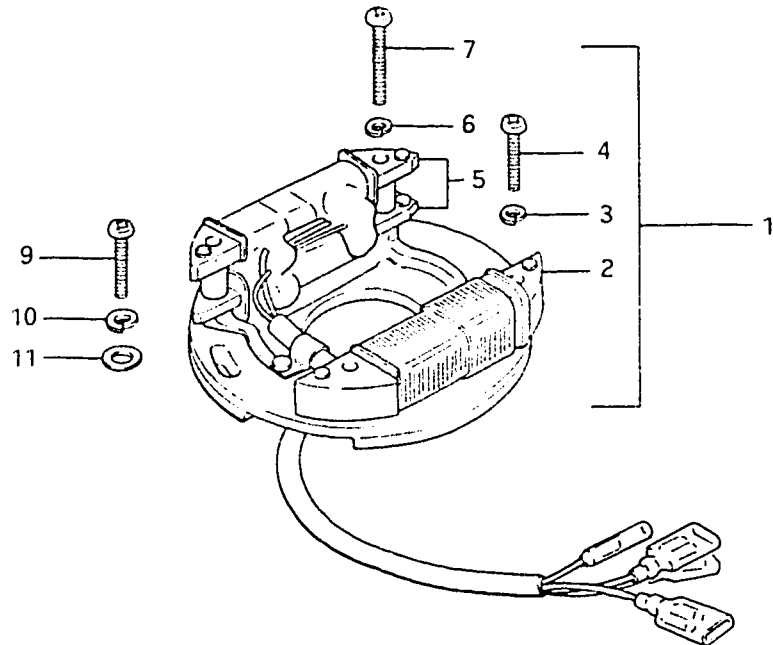
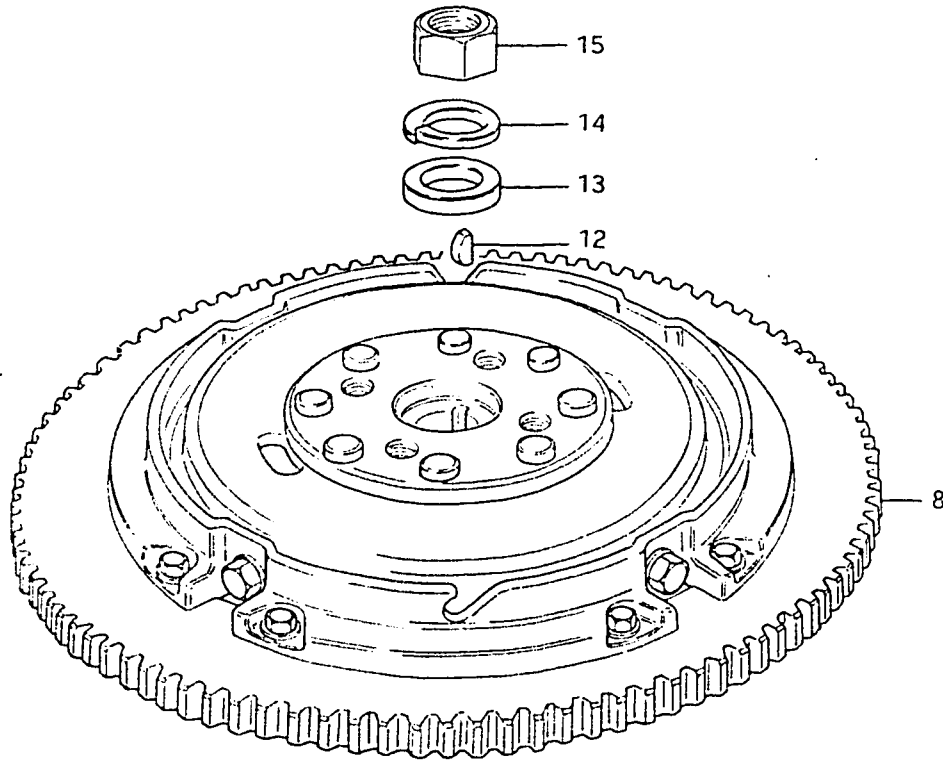


FIG.17

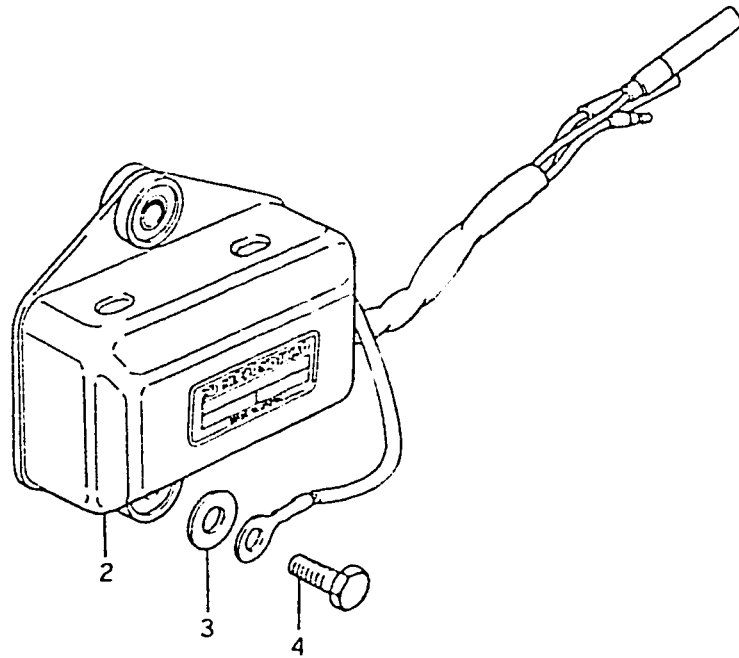
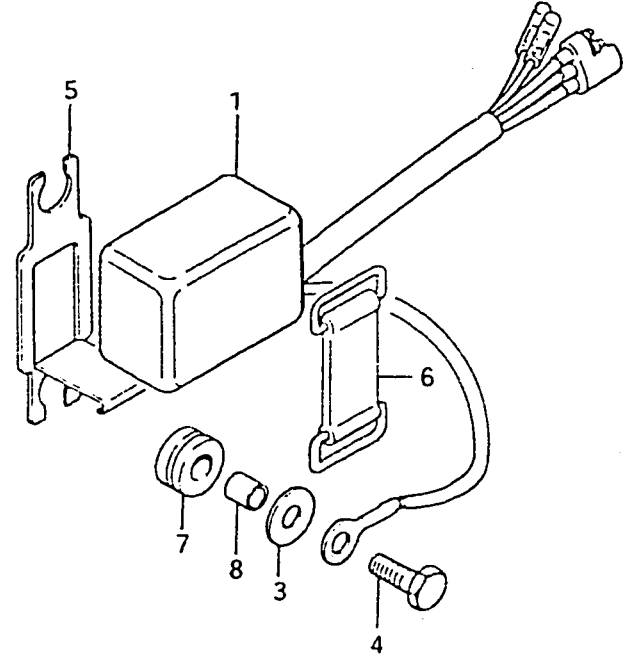
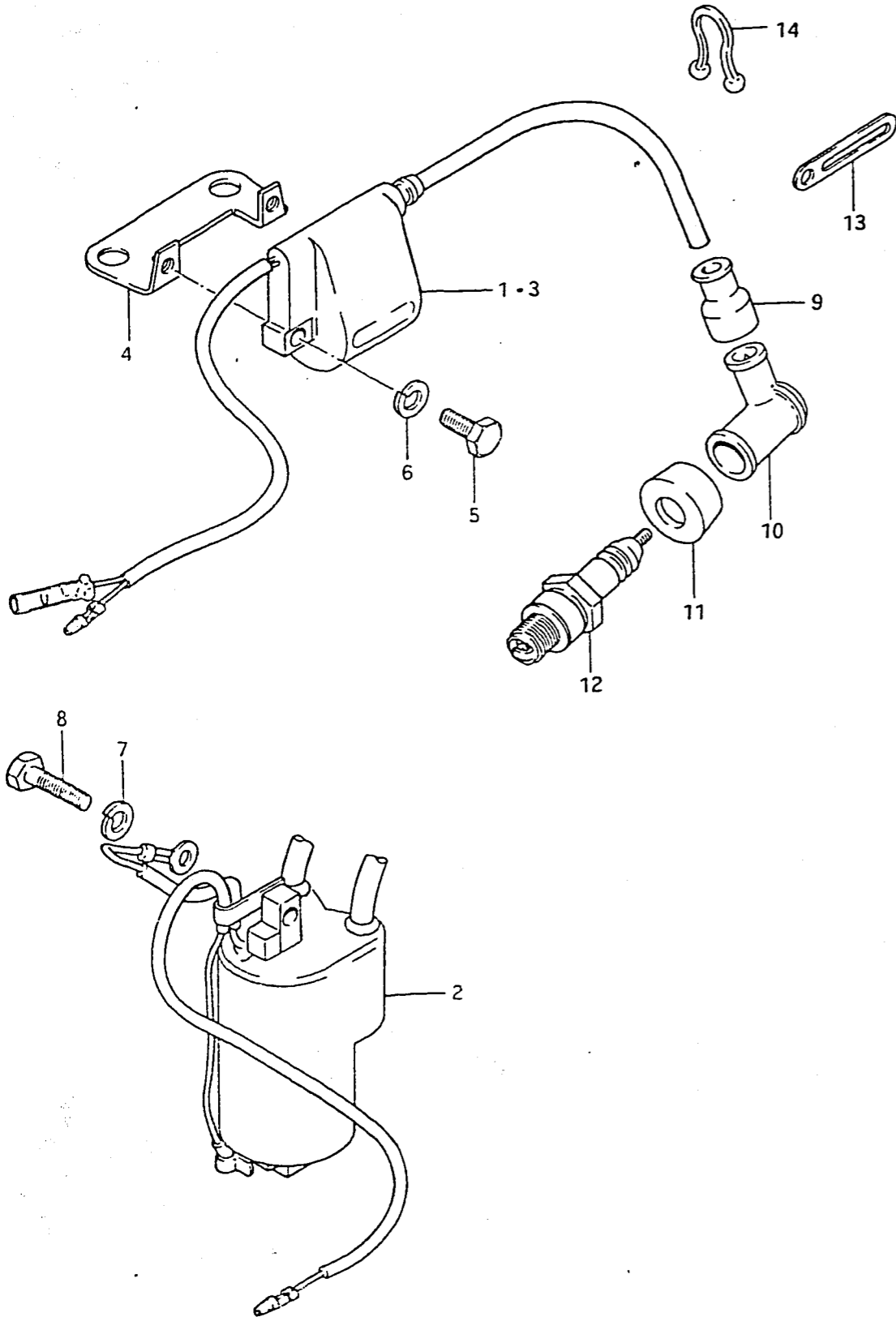


FIG.17 (C-10) C.D.I.UNIT

REF.NO.	PART NO.	DESCRIPTION	Q'TY	REMARKS
1	32900-95300	C.D.I. UNIT	1	
2	32900-95220	C.D.I. UNIT	1	DT50M
3	09160-06052	WASHER	2	
4	01107-06208	BOLT	2	
5	32911-93200	BRACKET, C.D.I. unit	1	
6	09462-00017	BAND	1	
7	09320-08001	CUSHION	2	
8	09180-06044	SPACER (6.1x8x9.5)	2	

FIG. 18



21

FIG.18 (D- 2) IGNITION

REF.NO.	PART NO.	DESCRIPTION	Q'TY	REMARKS
1	33410-95300	COIL ASSY, ignition upper	1	
2	33410-95211	COIL ASSY, ignition upper	1	DT50M
3	33420-95300	COIL ASSY, ignition lower	1	
4	33445-95301	STAY, ignition coil	2	
5	01107-06168	BOLT	4	
6	08321-21068	LOCK WASHER	4	
7	08321-21068	LOCK WASHER	2	DT50M
8	01107-06258	BOLT	2	DT50M
9	33542-98000	SEAL, high tension cord	2	
10	33510-22010	CAP, spark plug	2	
11	33541-93310	SEAL, spark plug	2	
12	09482-00151	SPARK PLUG (NGK B8HS)	2	gap:0.9
13	09404-06412	CLAMP, ignition coil	1	
14	09408-00012	CLAMP	1	

FIG.19

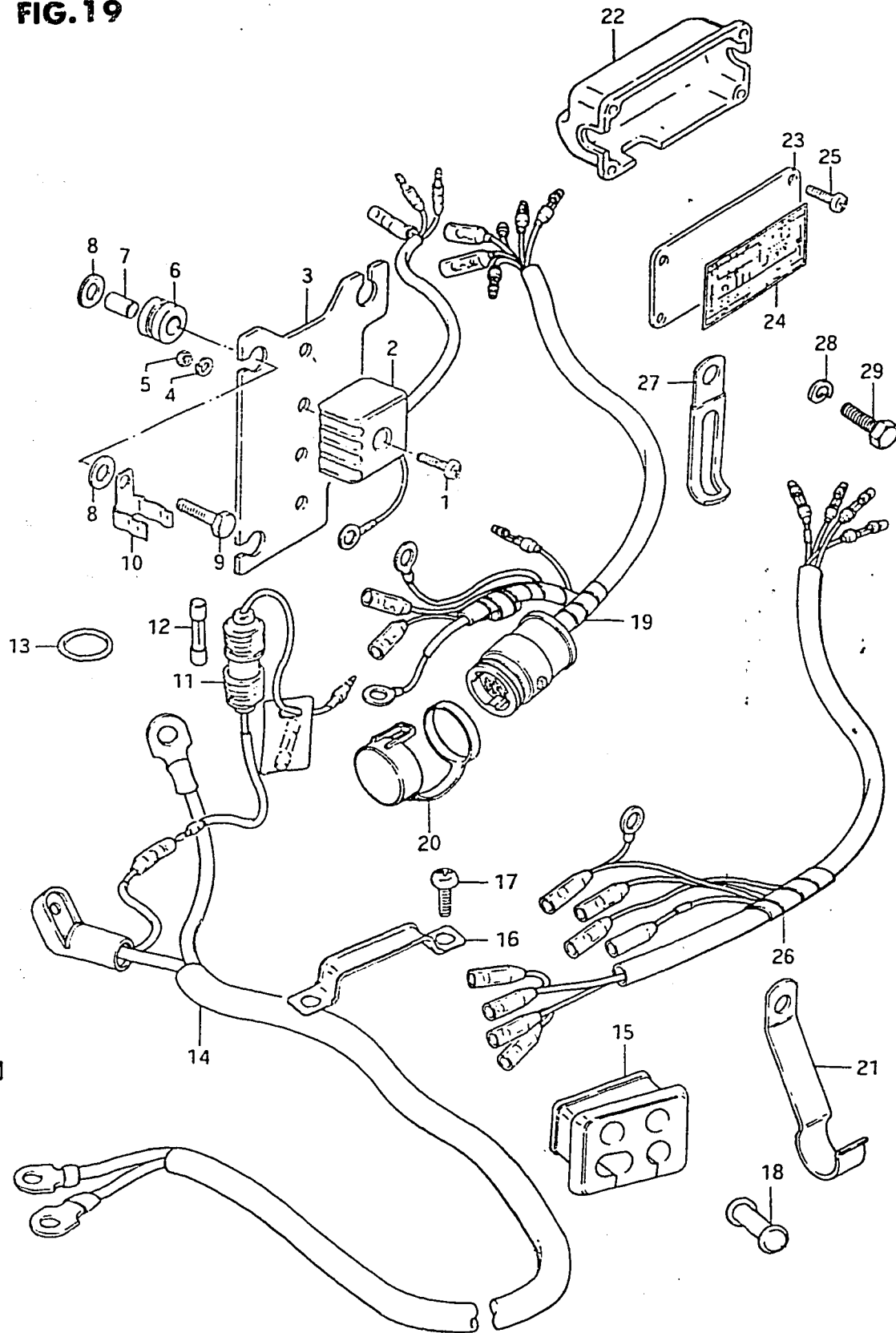


FIG.19 (D-3) ELECTRICAL (1)

Q'TY

REMARKS

REF.NO.	PART NO.	DESCRIPTION	Q'TY	REMARKS
1	02112-05258	SCREW	1	
2	32800-95720	RECTIFIER ASSY	1	
3	32890-95201	HOLDER, electric parts	1	
4	08321-21058	LOCK WASHER	1	
5	08310-11058	NUT	1	
6	09320-08015	CUSHION	3	
7	09180-06035	SPACER (6.1x8x12)	3	
8	09160-06052	WASHER	3	
9	01107-06258	BOLT	3	
10	36791-95200	HOLDER, fuse case	1	
11-1	36740-94500	CASE ASSY, fuse (L:220)	1	
11-2	36740-95252	CASE ASSY, fuse (L:260)	1	Include spare fuse.
12	09481-20001	.FUSE (20A)	1	
13	09280-21001	O RING	2	
14	33810-95254	CABLE ASSY, starting motor	1	
15	36656-95501	GROMMET, wiring harness	1	
16	36659-95500	CLAMP, wiring harness L:86	1	
17	09125-06021	SCREW	2	
18	36661-95210	CAP, grommet	2	
19	36610-95300	WIRING HARNESS, remote control	1	
20	36631-94300	.CAP	1	
21	36791-94502	HOLDER, wiring harness	1	
22	36653-95300	BOX, joint	1	
23	36650-95201	COVER, joint box	1	
24	36652-95203	LABEL, joint diaphragm	1	
25	09125-06020	SCREW	4	
26	36610-95210	WIRING HARNESS	1	DT 50M
27	09404-06412	CLAMP	2	DT 50M
28	08321-21068	LOCK WASHER	1	DT 50M
29	01107-06108	BOLT	1	DT 50M



FIG. 20

FIG.20 (D- 4) ELECTRICAL (2)

Q'TY

REMARKS

REF.NO.	PART NO.	DESCRIPTION	Q'TY	REMARKS
1	37721-95252	SWITCH ASSY, neutral	1	
2	37725-94301	ACTUATOR, neutral switch	1	DT50M
3	37725-95300	ACTUATOR, neutral switch	1	
4	37726-95200	SHIM, neutral switch	0-2	T:1.0
5	37727-95200	SHIM, neutral switch	0-2	T:0.5
6	37149-95300	MARK, starter indicator	1	
7	09404-06412	CLAMP, neutral switch	1	
8	38600-95251	SOLENOID ASSY, choke	1	
9	37820-95254	SWITCH ASSY, emergency	1	DT50M
10	37823-95251	.CAP	1	
11	39601-96712	SOCKET ASSY, lamp	1	
12	37800-93150	SWITCH ASSY, stop	1	
13	36656-95301	GROMMET, socket	1	
14	37321-95200-02M	STAY, N.S.I. unit	1	
15	37320-94300	N.S.I. unit	1	
16	01107-06128	BOLT	1	
17	08321-21068	LOCK WASHER	1	
18	08322-21068	WASHER	1	

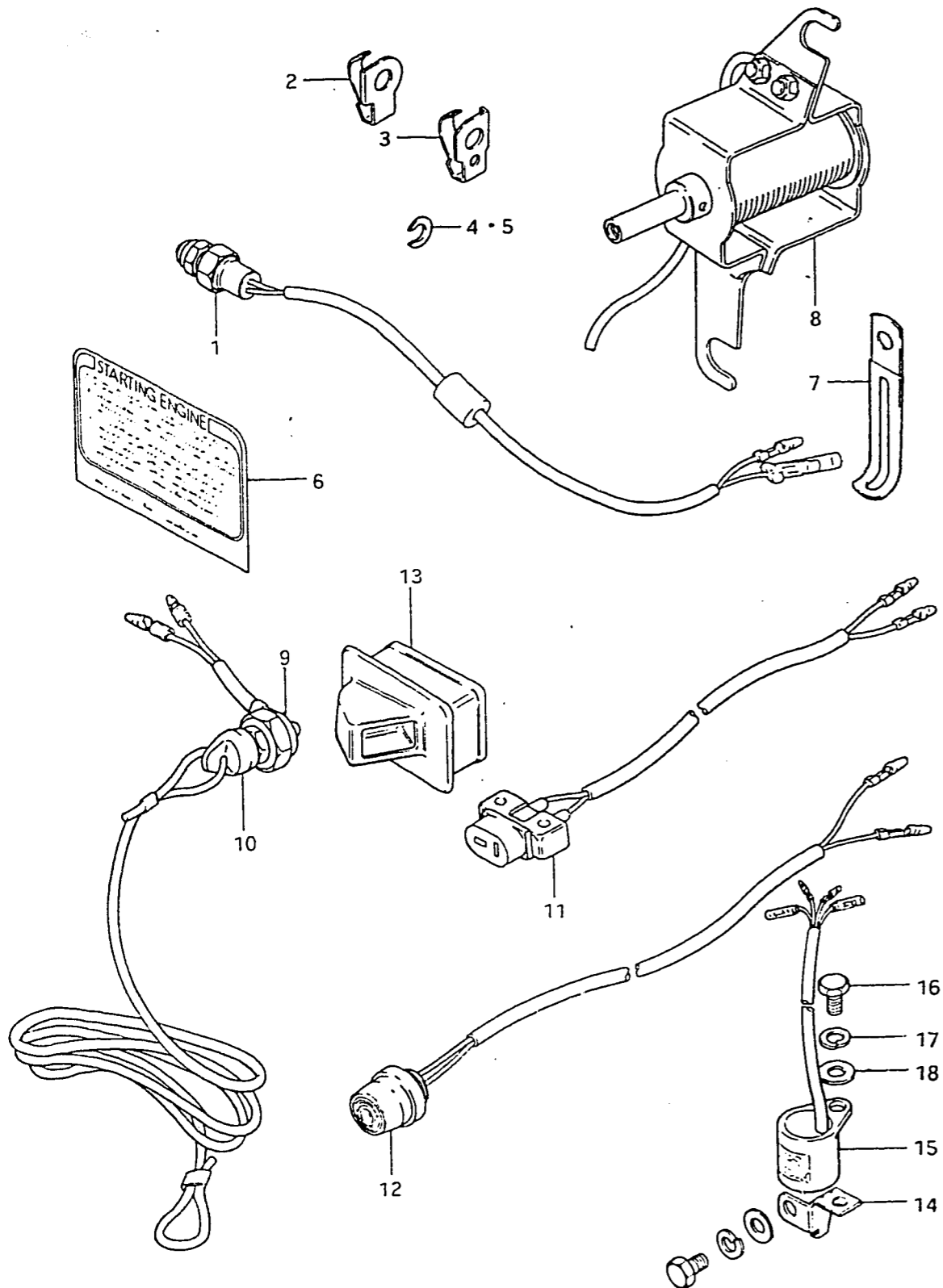


FIG. 21

FIG.21 (D- 5) ELECTRICAL (FOR OPT POWER TILT & TRIM)  
Q'TY

REF.NO.	PART NO.	DESCRIPTION	Q'TY	REMARKS
1	33830-95202	CABLE, trim relay	1	
2	38410-95540	TRIM RELAY, up in	2	
3	09160-06015	WASHER	4	
4	09162-06001	LOCK WASHER	4	
5	09100-06019	BOLT	4	
6	34863-94500	TUBE	1	L:50

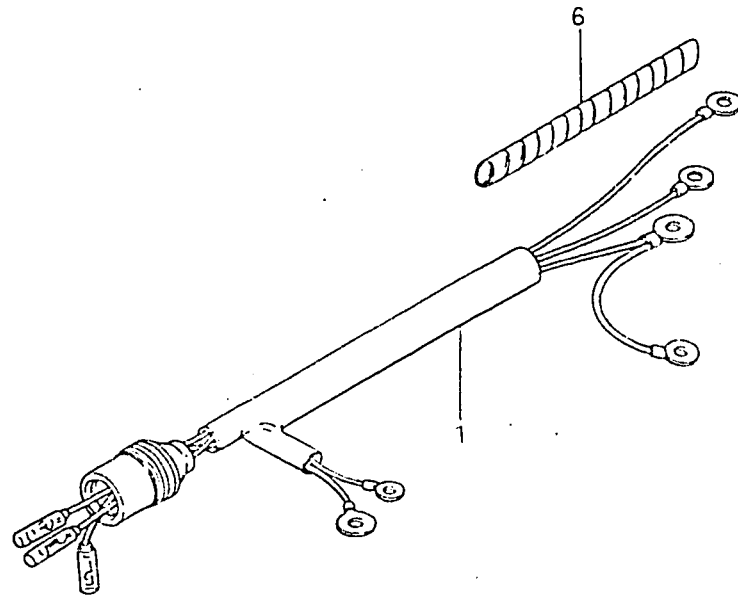
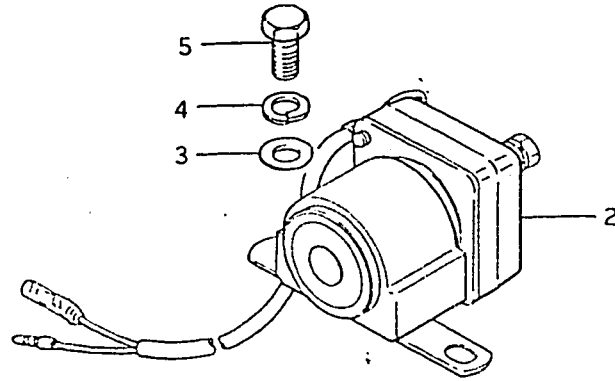


FIG. 22

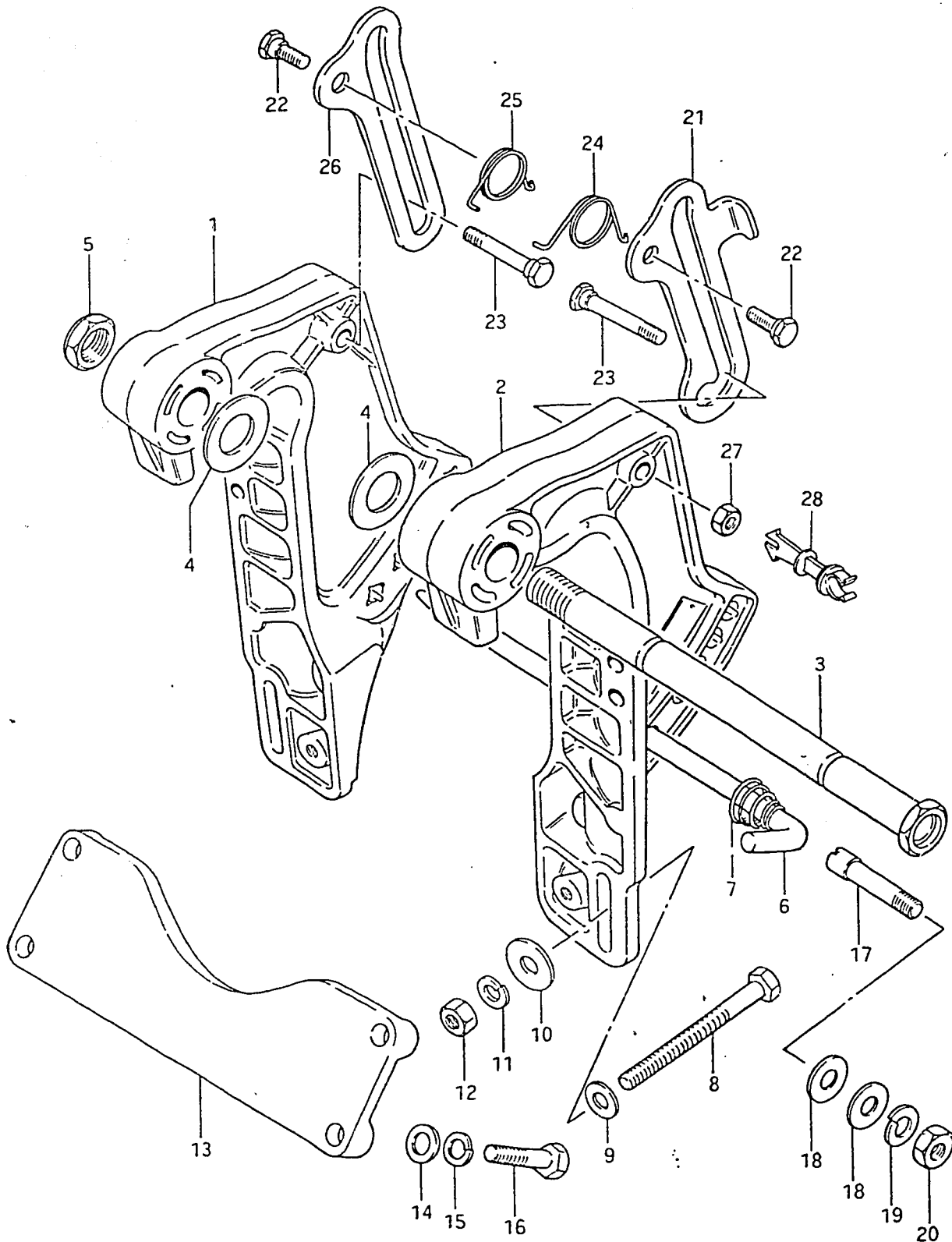


FIG. 22 (D- 6) CLAMP BRACKET (DT50 ELECTRIC START)  
Q'TY

REF.NO.	PART NO.	DESCRIPTION	Q'TY	REMARKS
1	41111-95203-02M	BRACKET, clamp RH	1	
2	41121-95210-02M	BRACKET, clamp LH	1	
3	41130-95500	SHAFT, clamp bracket	1	
4	09161-22001	WASHER	2	
5	09159-22002	NUT	1	
6	45421-95201	PIN	1	
7	09441-21002	SPRING, tilt lock pin	1	
8	09100-10175	BOLT, transom (10x100)	4	
9	09160-10040	WASHER (10.5x19x2)	4	
10	09160-10050	WASHER (10.5x30.3x2)	4	
11	09162-10002	LOCK WASHER	4	
12	09140-10015	NUT	4	
13	41311-95300-02M	PLATE, clamp bracket	1	
14	09160-10040	WASHER	4	
15	09162-10002	LOCK WASHER	4	
16	09100-10123	BOLT	4	
17	48211-95510	PIN	2	OPT
18	09160-12038	WASHER	4	
19	09162-12002	LOCK WASHER	2	
20	09140-12020	NUT	2	
21	41222-95201-02M	ARM, tilt lock	1	
22	09111-12006	BOLT, tilt lock arm	2	
23	09111-10015	BOLT, tilt lock arm clamp	2	
24	09448-27006	SPRING, tilt lock arm	1	
25	09448-27007	SPRING, tilt stop arm	1	
26	41223-95202-02M	ARM, tilt stop	1	
27	09140-10015	NUT	2	
28	33835-95500	CLAMP, PTT motor cable	1	OPT

FIG. 23

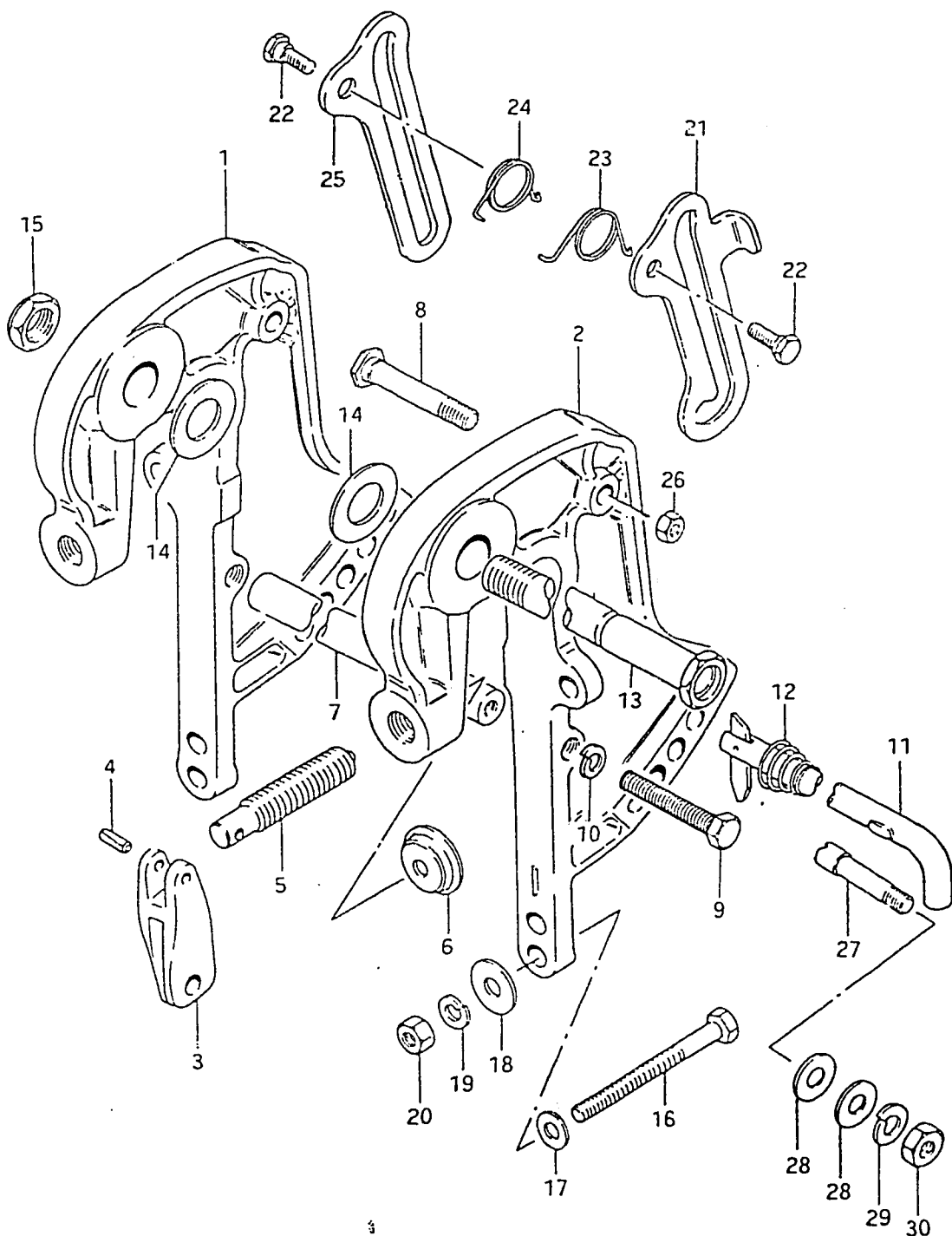


FIG.23 (D- 7) CLAMP BRACKET (DT50M)

Q'TY

REMARKS

REF.NO.	PART NO.	DESCRIPTION	Q'TY	REMARKS
1	41110-95300-02M	BRACKET, clamp RH	1	
2	41120-95300-02M	BRACKET, clamp LH	1	
3	41212-93000-02M	HANDLE, clamp	2	
4	09205-06007	PIN, clamp handle	2	
5	41211-94301	SCREW, clamp	2	
6	41213-93002	PLATE, clamp	2	
7	41311-95220-02M	ROD, clamp bracket	1	
8	09111-10028	BOLT	2	
9	09100-08178	BOLT	2	
10	09162-08003	LOCK WASHER	2	
11	45420-95220	PIN, tilt lock	1	
12	09441-21002	SPRING	1	
13	41130-95500	SHAFT, clamp bracket	1	
14	09161-22001	WASHER	2	
15	09159-22002	NUT	1	
16	09100-10175	BOLT, transom (10x100)	2	
17	09160-10040	WASHER (10.5x19x2)	2	
18	09160-10050	WASHER (10.5x30.3x2)	2	
19	09162-10002	LOCK WASHER	2	
20	09140-10015	NUT	2	
21	41222-95201-02M	ARM, tilt lock	1	
22	09111-12006	BOLT, tilt lock arm	2	
23	09448-27006	SPRING, tilt lock arm	1	
24	09448-27007	SPRING, tilt stop arm	1	
25	41223-95202-02M	ARM, tilt stop	1	
26	09140-10015	NUT	2	
27	48211-95510	PIN	2	OPT
28	09160-12038	WASHER	4	OPT
29	09162-12002	LOCK WASHER	2	OPT
30	09140-12020	NUT	2	OPT

FIG. 24

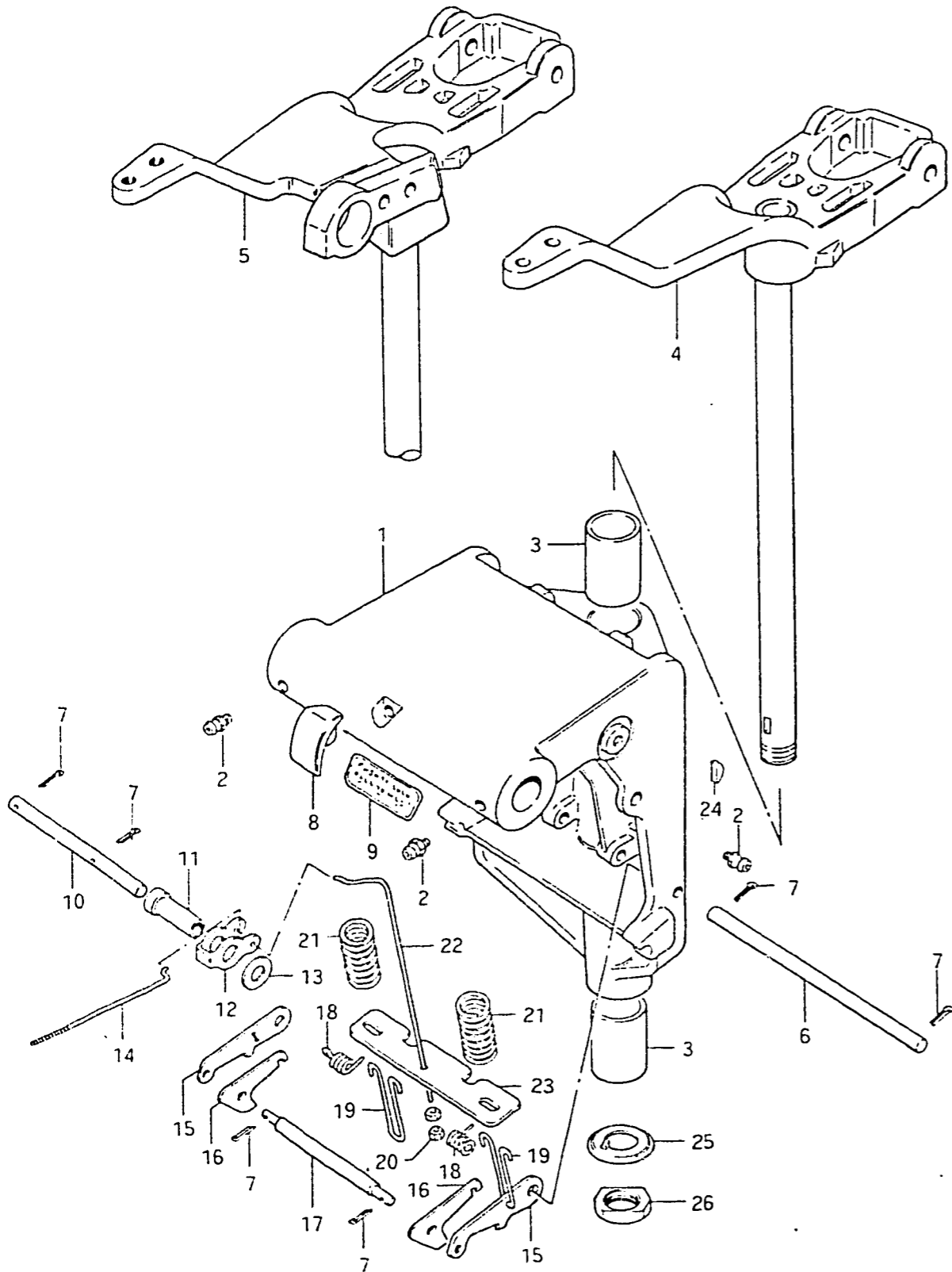
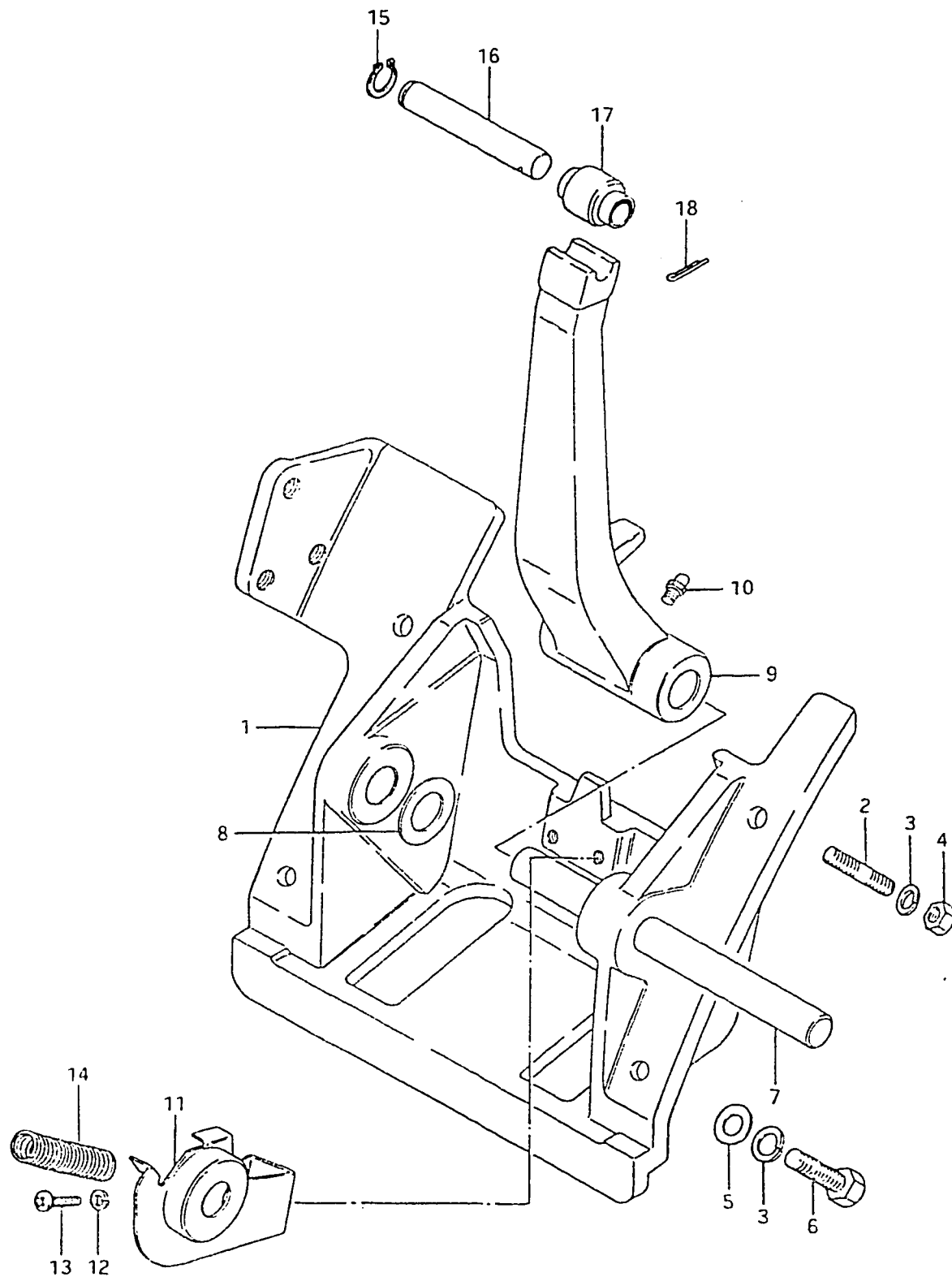


FIG.24 (D- 8) SWIVEL BRACKET

Q'TY

REMARKS

REF.NO.	PART NO.	DESCRIPTION	Q'TY	REMARKS
1	43111-95204-02M	BRACKET, swivel (L type)	1	
2	22511-99000	GREASE NIPPLE	3	
3	09306-26005	BUSHING, steering	2	
4	43750-95221-02M	BRACKET, steering (L type)	1	DT50E
5	43750-95211-02M	BRACKET, steering (L type)	1	DT50M
6	45245-95201	SHAFT, reverse lock arm	1	
7	09204-01001	COTTER PIN	6	
8	45261-95201	KNOB, release	1	
9	43241-95202	MARK, release knob	1	
10	45254-95201	SHAFT, release arm (8x73)	1	
11	09180-08082	SPACER	1	
12	45253-95201	ARM, release	1	
13	09160-08015	WASHER (8.5x16x1.2)	1	
14	45251-95200	ROD, release	1	
15	45241-95201	LINK, reverse lock arm	2	
16	45231-95200	ARM, reverse lock	2	
17	45243-95201	PIN, reverse lock arm	1	
18	09444-12001	SPRING, lock arm shaft	2	
19	45244-95200	STOPPER, reverse lock arm	2	
20	09140-03002	NUT	2	
21	09440-20007	SPRING, reverse lock arm	2	
22	45252-95200	LINK, release lever	1	
23	45242-95202	PLATE, reverse lock arm	1	
24	09420-05003	KEY, pilot shaft	1	
25	09166-25004	WASHER, pilot shaft	1	
26	09140-24008	NUT, pilot shaft	1	

FIG.25 (D- 9) CYLINDER SUPPORT (FOR OPT POWER TILT & TRIM)  
Q'TY

REF.NO.	PART NO.	DESCRIPTION	Q'TY	REMARKS
1	48111-95501-02M	BRACKET, cylinder support	1	
2	09108-10035	STUD BOLT	2	
3	09162-10002	LOCK WASHER	4	
4	09140-10015	NUT	2	
5	09160-10040	WASHER (10.5x18x1.6)	2	
6	09100-10123	BOLT (10x35)	2	
7	48121-95510	SHAFT, cylinder	1	
8	09160-15026	WASHER (15x30x2)	2	
9	48161-95502-02M	ARM, trilatering lock	1	
10	22511-99000	GREASE NIPPLE	1	
11	48165-95502	STOPPER, lock arm	1	
12	09162-05002	LOCK WASHER	1	
13	09125-05025	SCREW	1	
14	09440-11011	SPRING	1	
15	09380-12002	CIRCLIP	2	
16	48321-95510	PIN, piston rod	2	
17	09319-12020	BUSHING	2	
18	09204-01002	COTTER PIN	2	

FIG. 26

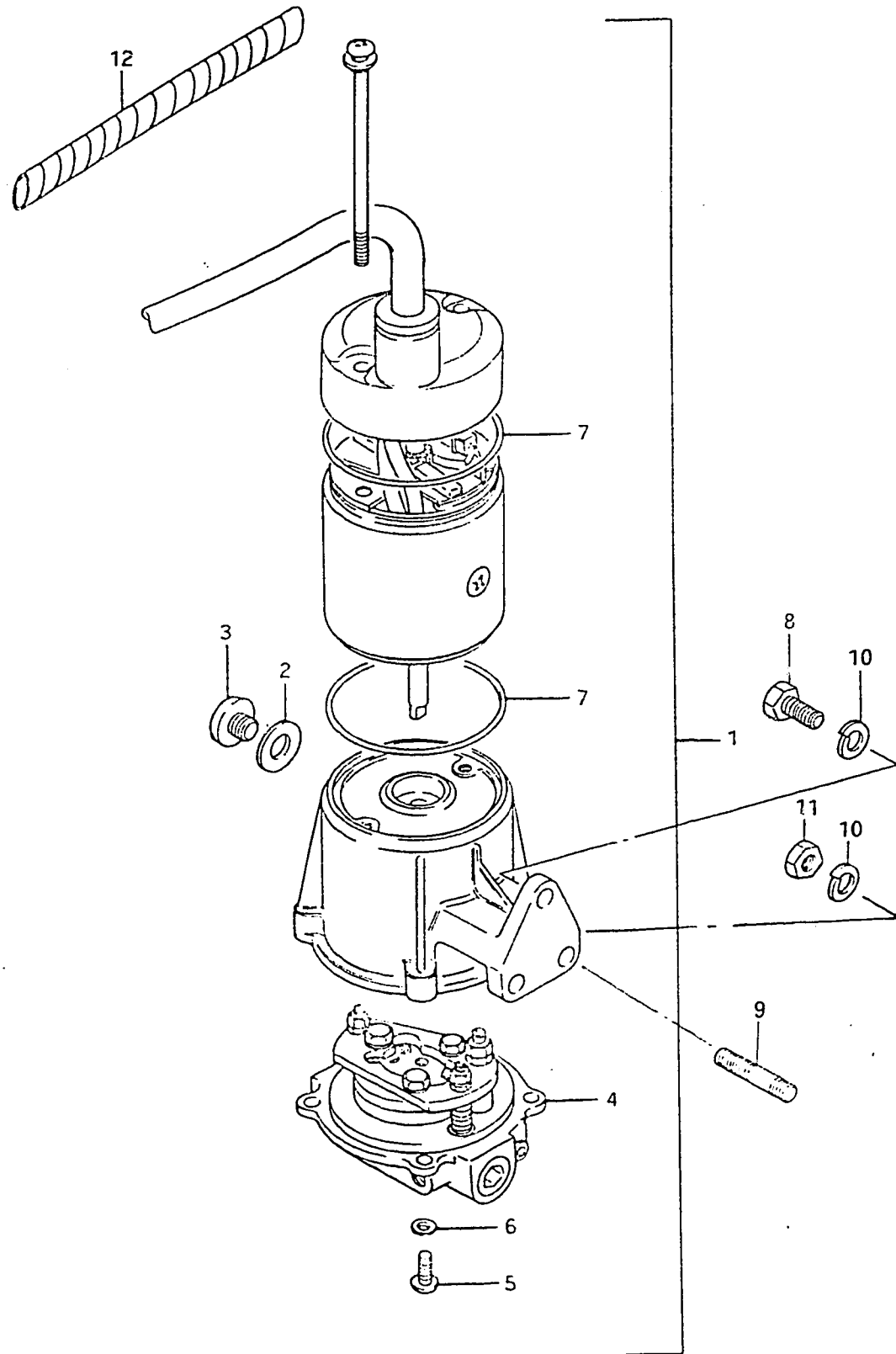


FIG.26 (D-10) POWER UNIT (FOR OPT POWER TILT & TRIM)  
Q'TY

REF.NO.	PART NO.	DESCRIPTION	REMARKS
1	48500-95520-02M	POWER UNIT ASSY, power trim	1
2	09168-10022	.GASKET	1
3	09248-10004	.PLUG	1
4	48502-95520	.VALVE BODY	1
5	09125-05029	.SCREW	4
6	09160-05010	.WASHER	4
7	09280-70006	.O RING	2
8	09100-08154	BOLT	1
9	09108-08130	STUD BOLT	2
10	09162-08003	LOCK WASHER	3
11	09140-08003	NUT	2
12	38423-95501	TUBE PTT motor cable	1

FIG. 27

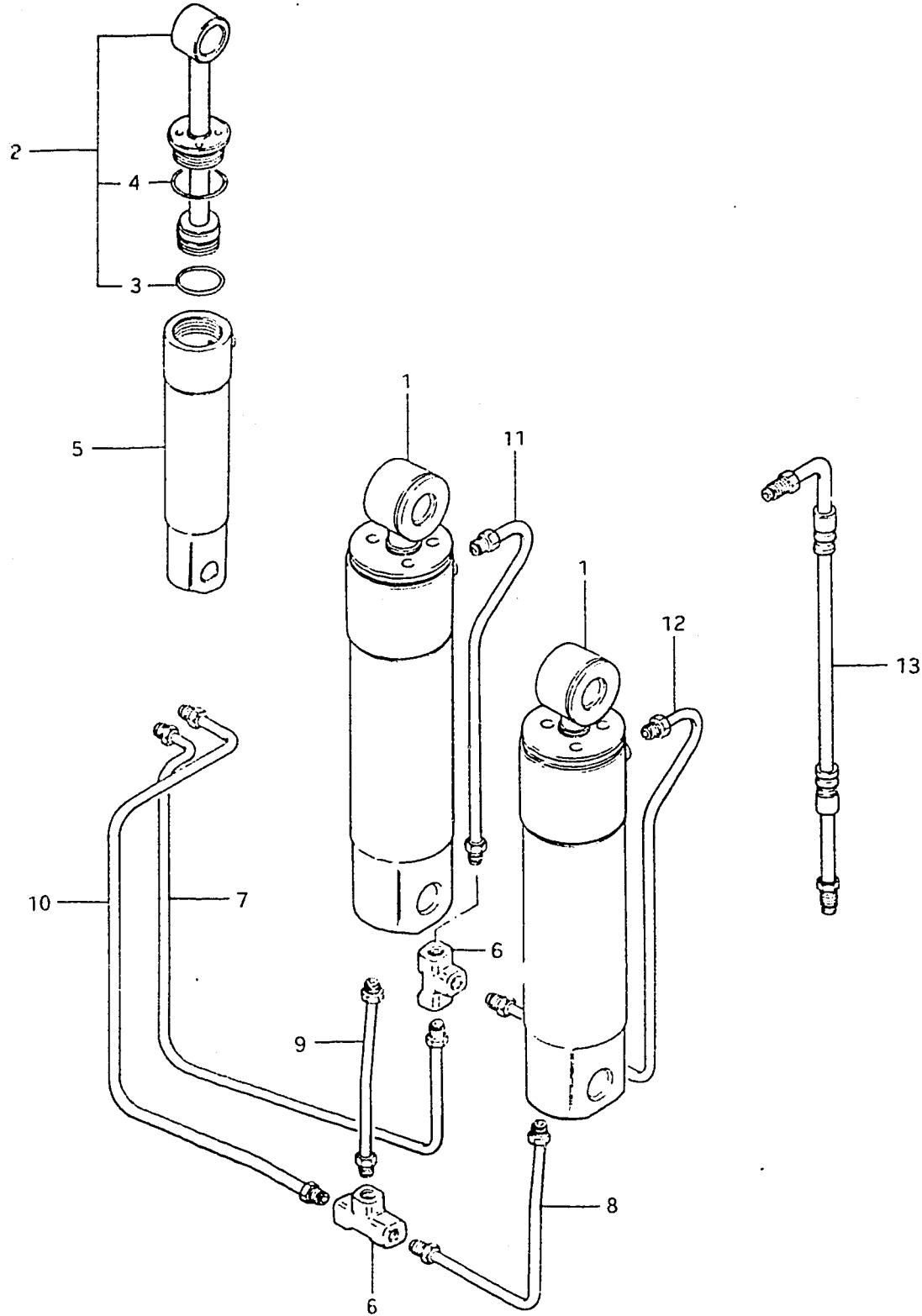


FIG.27 (D-11) TRIM CYLINDER (FOR OPT POWER TILT & TRIM)  
Q'TY

REF.NO.	PART NO.	DESCRIPTION	Q'TY	REMARKS
1	48600-95510-02M	TRIM CYLINDER ASSY	2	
2	48601-95510	.PISTON	2	
3	48627-95510	.O RING piston	2	
4	48633-95510	.O RING, head	2	
5	48641-95510	.TUBE, cylinder	2	
6	48711-95510	CONNECTOR, three way	2	
7	48720-95520	TUBE, inlet (1)	1	
8	48730-95510	TUBE, inlet (2)	1	
9	48740-95510	TUBE, inlet (3)	1	
10	48750-95520	TUBE, outlet (1)	1	
11	48760-95510	TUBE, outlet (2)	1	
12	48770-95510	TUBE, outlet (3)	1	
13	48790-95300	HOSE, power trim	1	OPT



FIG. 28

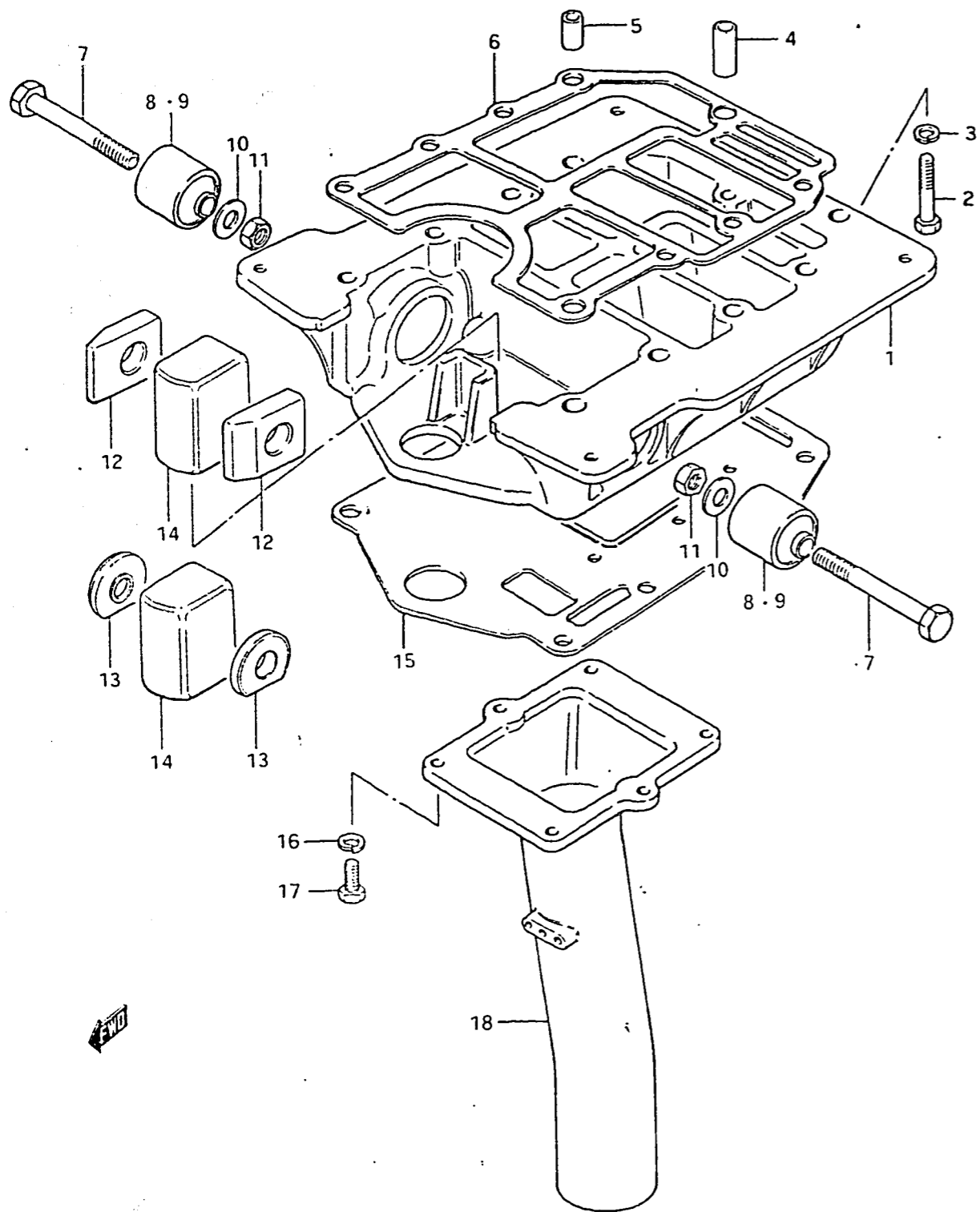


FIG.28 (E- 2) ENGINE HOLDER

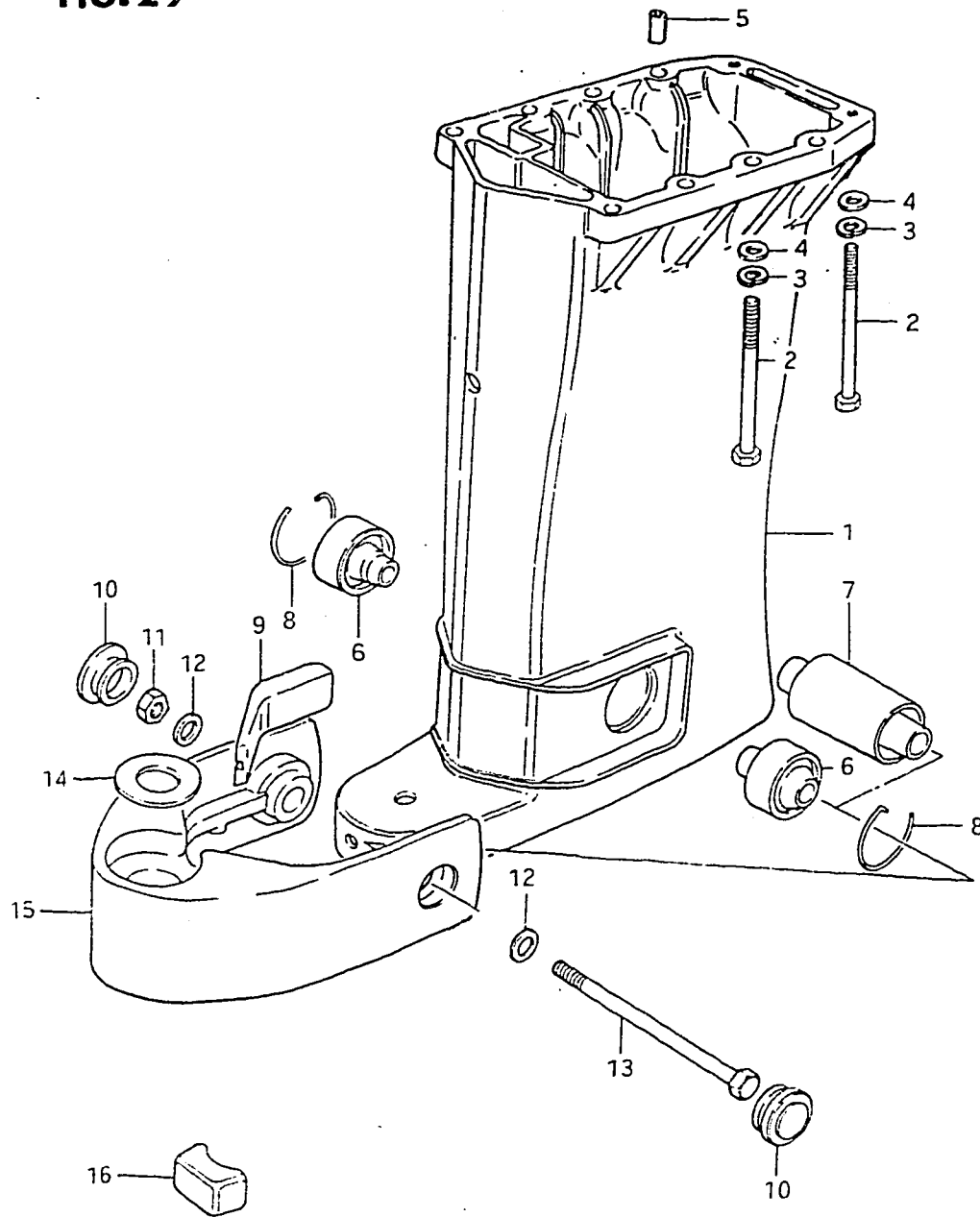
Q'TY

REMARKS

REF.NO.	PART NO.	DESCRIPTION	Q'TY	REMARKS
1	51111-95203-02M	HOLDER, engine	1	
2	09100-08163	BOLT (8x35)	2	
3	09162-08003	LOCK WASHER	2	
4	09206-11005	COLLAR, holder (8.4x11x20)	1	
5	09205-11001	DOWEL PIN (11x14)	2	
6	51211-95202	GASKET, engine holder	1	
7	09100-10204	BOLT, upper mounting	2	
8	54130-95201	MOUNTING, upper	2	
9	54130-95500	MOUNTING, upper	2	DT 50M
10	09160-10040	WASHER (10.5x19x2)	2	
11	09140-10015	NUT	2	
12	54136-95200	STOPPER, upper mounting	2	
13	54136-95501	STOPPER, upper mounting	2	DT 50M
14	54135-95200	MOUNTING, upper thrust	1	
15	52113-95204	GASKET, driveshaft housing	1	
16	09162-06001	LOCK WASHER	6	
17	09100-06020	BOLT, exhaust tube (6x20)	6	
18	14211-95200	TUBE, exhaust (L type)	1	

FIG. 29

FIG.29 (E- 3) DRIVESHAFT HOUSING



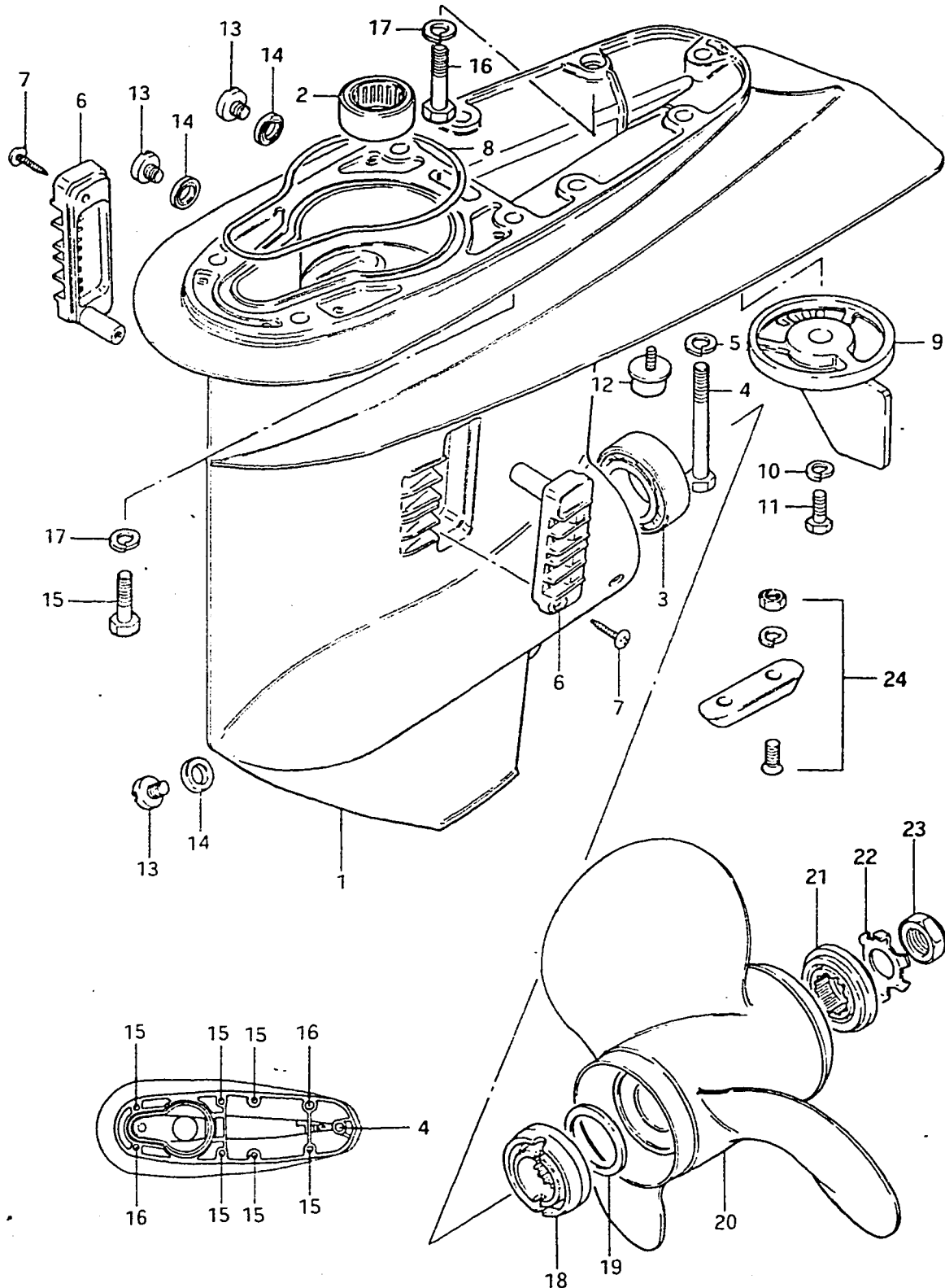
REF.NO.	PART NO.	DESCRIPTION	Q'TY	REMARKS
1	52111-95211-02M	HOUSING, driveshaft	1	
2	09100-08213	BOLT, driveshaft housing	8	8x55
3	09162-08003	LOCK WASHER	8	
4	09160-08015	WASHER (8.5x16x1.2)	8	
5	09205-11001	DOWEL PIN	2	
6	54160-95200	MOUNTING, lower	2	
7	54160-95500	MOUNTING, lower	1	DT50M
8	09387-46001	CLIP, mounting set	2	
9	54167-95500	MOUNT, lower side	2	
10	54311-95210	CAP, lower mounting bracket	2	
11	09140-12020	NUT, lower mounting	1	
12	09160-12033	WASHER (12.5x22x2.5)	2	
13	09100-12019	BOLT, lower mounting	1	12x145
14	09160-25025	WASHER, pilot shaft	1	25x48x2
15	54210-95201-02M	BRACKET, lower mounting	1	
16	54165-95200	MOUNTING, lower thrust	1	

FIG. 30

FIG.30 (E- 4) GEAR CASE

Q'TY

REMARKS



REF.NO.	PART NO.	DESCRIPTION	Q'TY	REMARKS
1	55100-95301-02M	CASE SET, gear	1	
2	09263-26008	.BEARING, pinion	1	
3	09265-30004	.BEARING, propeller shaft	1	
4	09100-10159	BOLT, gear case	1	
5	09162-10002	LOCK WASHER	1	
6	17631-95201-02M	FILTER, water	2	
7	03142-04209	SCREW	2	
8	55122-95201	SEAL, gear case	1	
9	55125-95300-02M	TRIM TAB	1	
10	09162-08003	LOCK WASHER	1	
11	09100-08215	BOLT, trim tab (8x16)	1	
12	55320-93142	ZINC, protection	1	
13	09248-10004	PLUG, drain	3	
14	09168-10022	GASKET, drain plug	3	
15	09100-08216	BOLT	6	
16	09100-08214	BOLT	2	
17	09162-08003	LOCK WASHER	8	
18	57632-95304	STOPPER, propeller bushing	1	
19	09160-32006	WASHER (32.6x45x1)	0-1	
20-1	58100-95210-01T	PROPELLER (3x11-1/2x10)	1	S1000
20-2	58100-95220-01T	PROPELLER (3x11-1/2x11)	1	S1100
20-3	58100-95391-01T	PROPELLER (3x11-5/8x12)	1	S1200
20-4	58100-94311-01T	PROPELLER (3x11-1/2x13)	1	S1301, STD:DT 50M
20-5	58100-95351-01T	PROPELLER (3x11-3/8x14)	1	S1400
20-6	58100-95361-01T	PROPELLER (3x11-1/4x15)	1	S1500
20-7	58100-95371-01T	PROPELLER (3x11-1/8x16)	1	S1600, STD:DT 50E
20-8	58100-95380-01T	PROPELLER (3x11x17)	1	S1700
21	57633-94300	SPACER	1	
22	57635-95300	WASHER	1	
23	09159-18004	NUT	1	
24	55300-95500	ZINC, protection	1	OPT

FIG.31

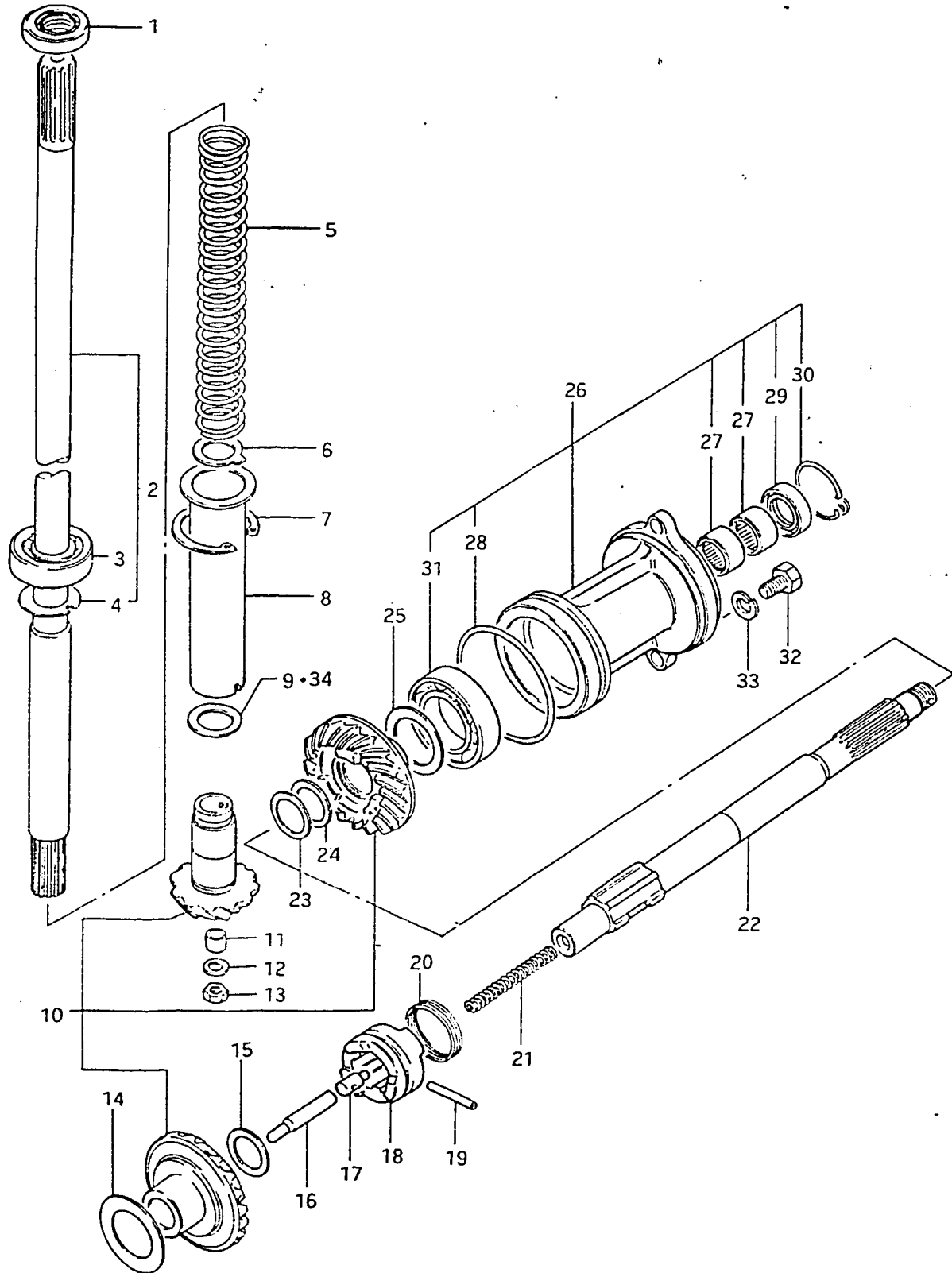


FIG.31 (E- 5) TRANSMISSION

REF.NO.	PART NO.	DESCRIPTION	Q'TY	REMARKS
1	09289-17005	OIL SEAL, driveshaft	1	
2	57100-95850	SHAFT SET, drive	1	
3	09265-17001	.BEARING, driveshaft	1	
4	09166-17004	.THRUST WASHER	1	
5	09440-26002	SPRING, driveshaft preload	1	
6	09167-20017	LOCK WASHER, driveshaft	1	
7	08331-21479	CIRCLIP	1	
8	57133-95200	COLLAR, preload spring	1	
9-1	09181-17001	SHIM (T:4.4)	0~1	
9-2	09181-17002	SHIM (T:4.5)	0~1	
9-3	09181-17003	SHIM (T:4.6)	0~1	
9-4	09181-17004	SHIM (T:4.7)	0~1	
9-5	09181-17005	SHIM (T:4.8)	0~1	
10-1	57300-95861	PINION/GEAR SET	1	DT50E
10-2	57300-95871	PINION/GEAR SET	1	DT50M
11	09180-12087	SPACER (12x16.5x6.5)	1	
12	08211-10162	WASHER	1	
13	09140-10022	NUT	1	
14-1	08221-30455	SHIM (T:0.5)	0~1	
14-2	09181-30007	SHIM (T:0.6)	0~1	
14-3	09181-30008	SHIM (T:0.7)	0~1	
14-4	09181-30009	SHIM (T:0.8)	0~1	
14-5	09181-30010	SHIM (T:0.9)	0~1	
14-6	08211-30451	SHIM (T:1)	0~1	
15	08211-20283	THRUST WASHER (T:2)	1	

FIG.31

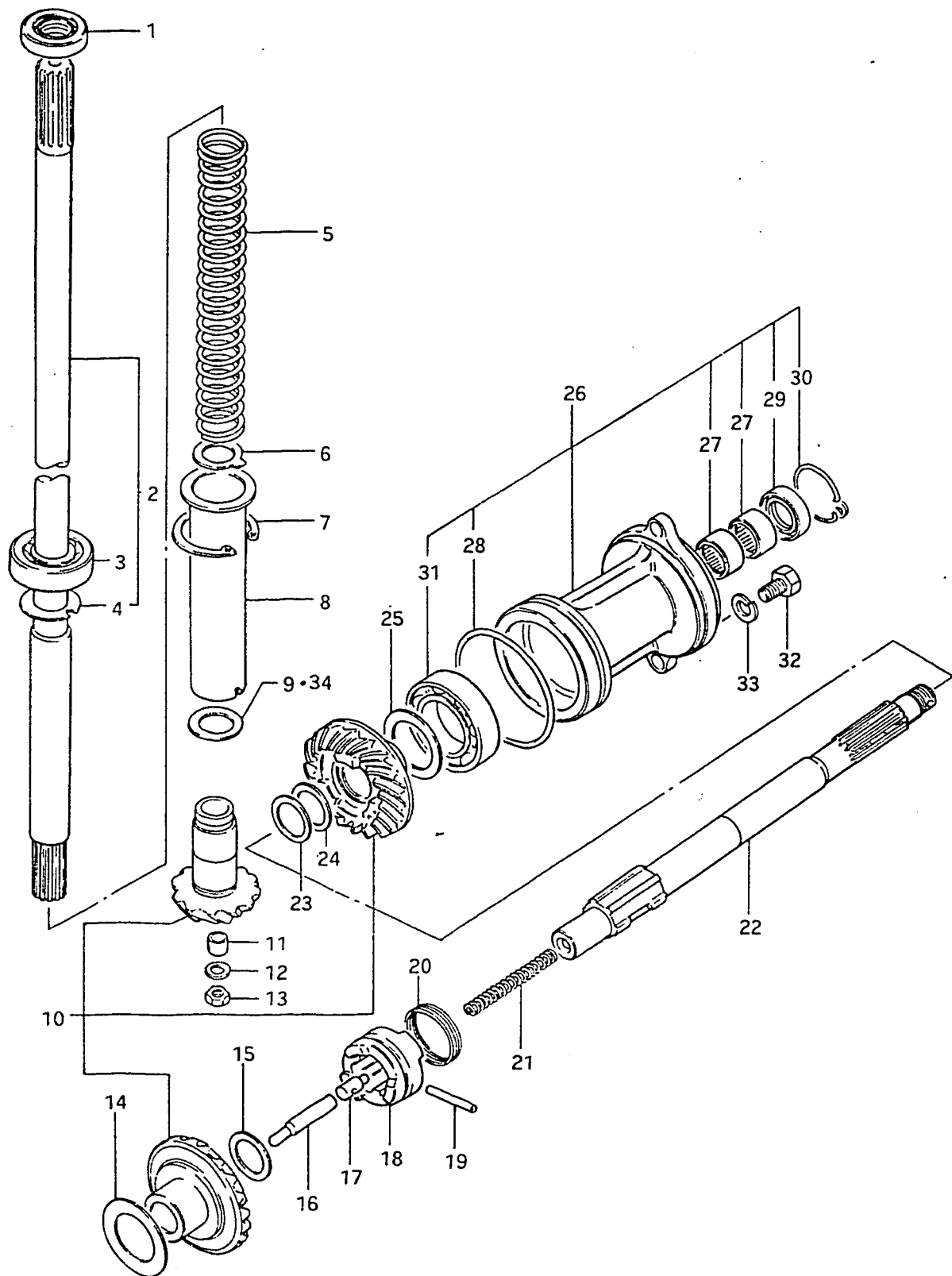


FIG.31 (E- 6) TRANSMISSION

REF.NO.	PART NO.	DESCRIPTION	Q'TY	REMARKS
16	57631-95300	ROD, push	1	
17	09209-09004	PIN, push	1	
18	57621-95205	SHIFTER, clutch dog	1	
19	09202-05022	PIN	1	
20	09440-41002	SPRING, dog	1	
21	09440-08024	SPRING, return	1	
22	57610-95205	SHAFT, propeller	1	
23	09181-22003	SHIM (T:0.5)	0-1	
24-1	09160-22016	THRUST WASHER (T:1.5)	0-1	
24-2	09160-22024	THRUST WASHER (T:1.75)	0-1	
24-3	09160-22025	THRUST WASHER (T:2)	0-1	
25-1	09181-35003	SHIM (T:0.5)	0-1	
25-2	09181-35009	SHIM (T:0.6)	0-1	
25-3	09181-35010	SHIM (T:0.7)	0-1	
25-4	09181-35011	SHIM (T:0.9)	0-1	
25-5	08221-35456	SHIM (T:0.8)	0-1	
26	56120-95300-02M	HOUSING, propeller shaft	1	
27	09263-22020	.BEARING, propeller shaft	2	
28	09280-76006	.O RING	1	
29	09289-22006	.OIL SEAL, propeller shaft	1	22x35x10.7
30	09387-37001	.RING, propeller shaft oil seal	1	
31	08113-60070	.BEARING, reverse gear	1	
32	09100-08112	BOLT, propeller shaft housing	2	
33	09162-08003	LOCK WASHER	2	
34-1	09181-17006	SHIM, pinion (T:4.2)	1	
34-2	09181-17007	SHIM, pinion (T:4.3)	1	

FIG. 32

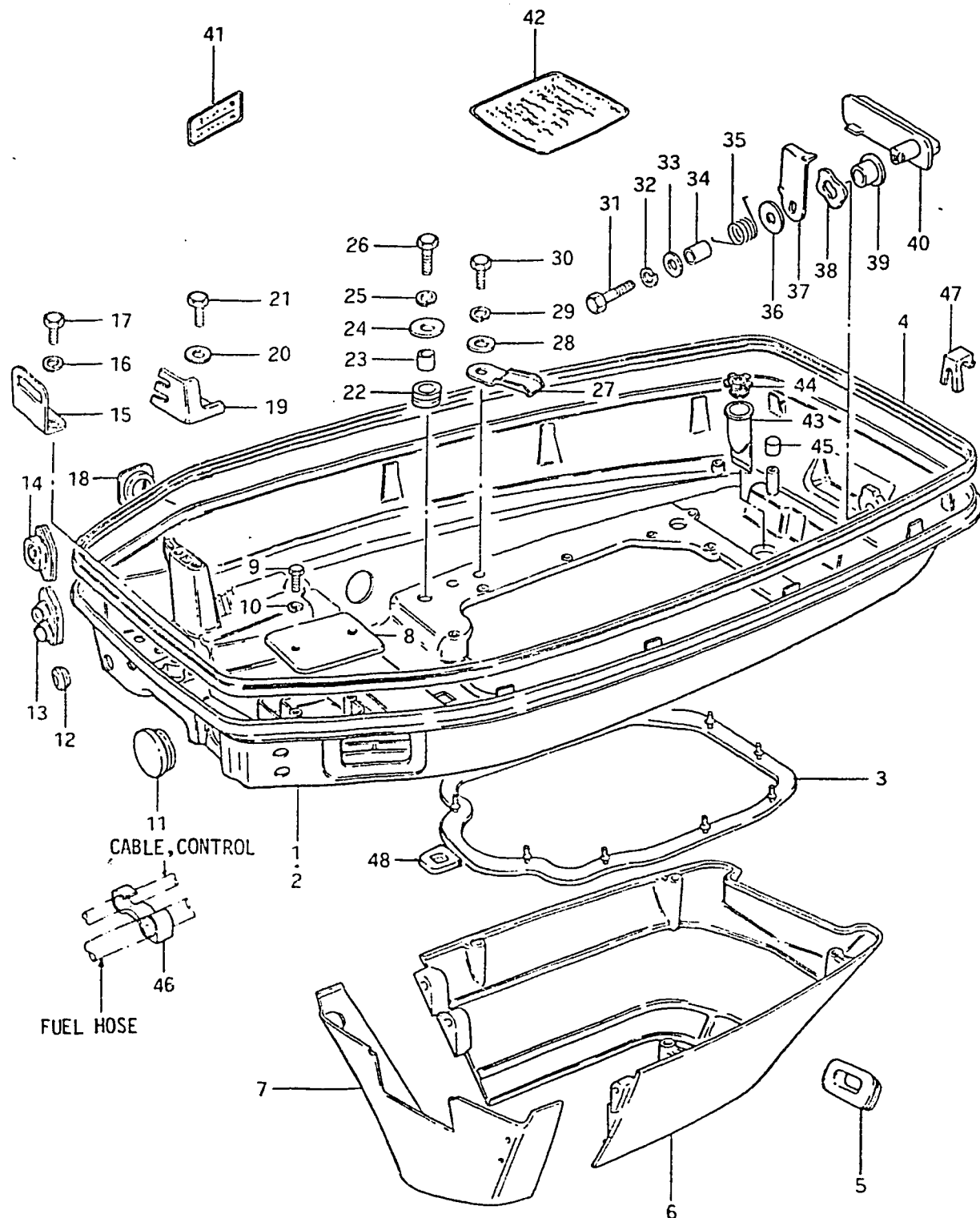


FIG. 32 (E- 7) LOWER COVER

REF.NO.	PART NO.	DESCRIPTION	Q'TY	REMARKS
1	61110-95223-02M	COVER, lower	1	
2	61110-95233-02M	COVER, lower	1	DT 50M
3	61113-95203	SEAL, lower cover lower	1	
4	61112-95207	SEAL, lower cover upper	1	
5	61142-95200	GROMMET	1	
6	61141-95202-02M	COVER, lower rear	1	
7	61131-95201-02M	COVER, lower front	1	
8	61117-95501	COVER, air intake	1	
9	02152-06128	SCREW	2	
10	08322-21068	WASHER	2	
11	09250-30003	CAP, starter hole	1	
12	63725-95200	GROMMET, choke cable	1	
13	67331-95210	GROMMET, control cable	1	
14	67331-95220	GROMMET, control cable	1	DT 50M
15	61116-95201	PLATE, lower cover	1	
16	09162-06001	LOCK WASHER	2	
17	09100-06058	BOLT (6x15)	2	
18	61124-95200	GROMMET	1	
19	67271-95211	HOLDER, control cable	1	
20	09162-06001	LOCK WASHER	2	
21	09100-06058	BOLT (6x15)	2	
22	09320-10011	CUSHION, lower cover	4	
23	09180-06006	SPACER (6.8x10x11.5)	4	
24	09160-06047	WASHER (6.5x22x2)	4	
25	09162-06001	LOCK WASHER	4	
26	09100-06089	BOLT (6x25)	4	

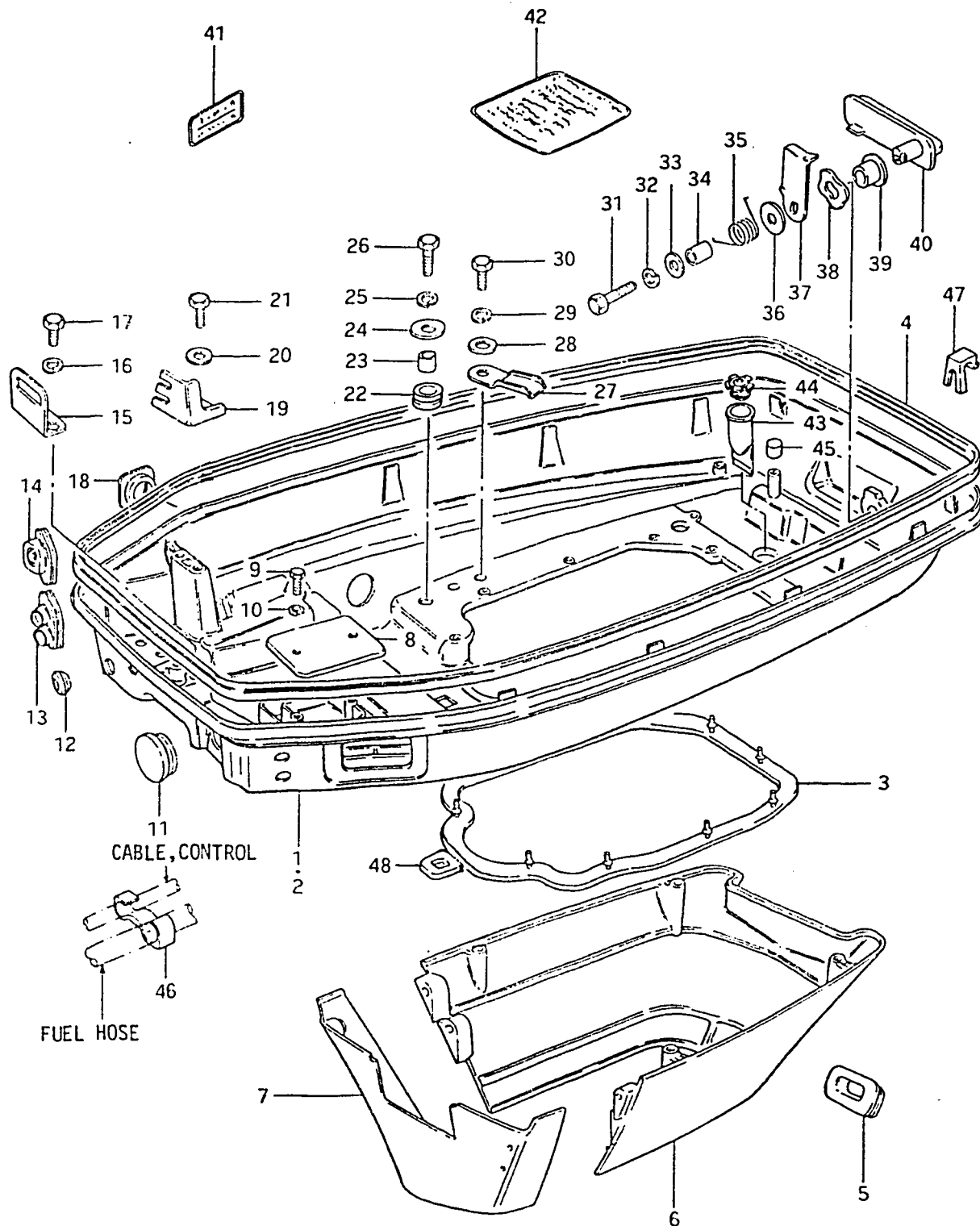
FIG. 32

37

FIG.32 (E- 8) LOWER COVER

Q'TY

REMARKS

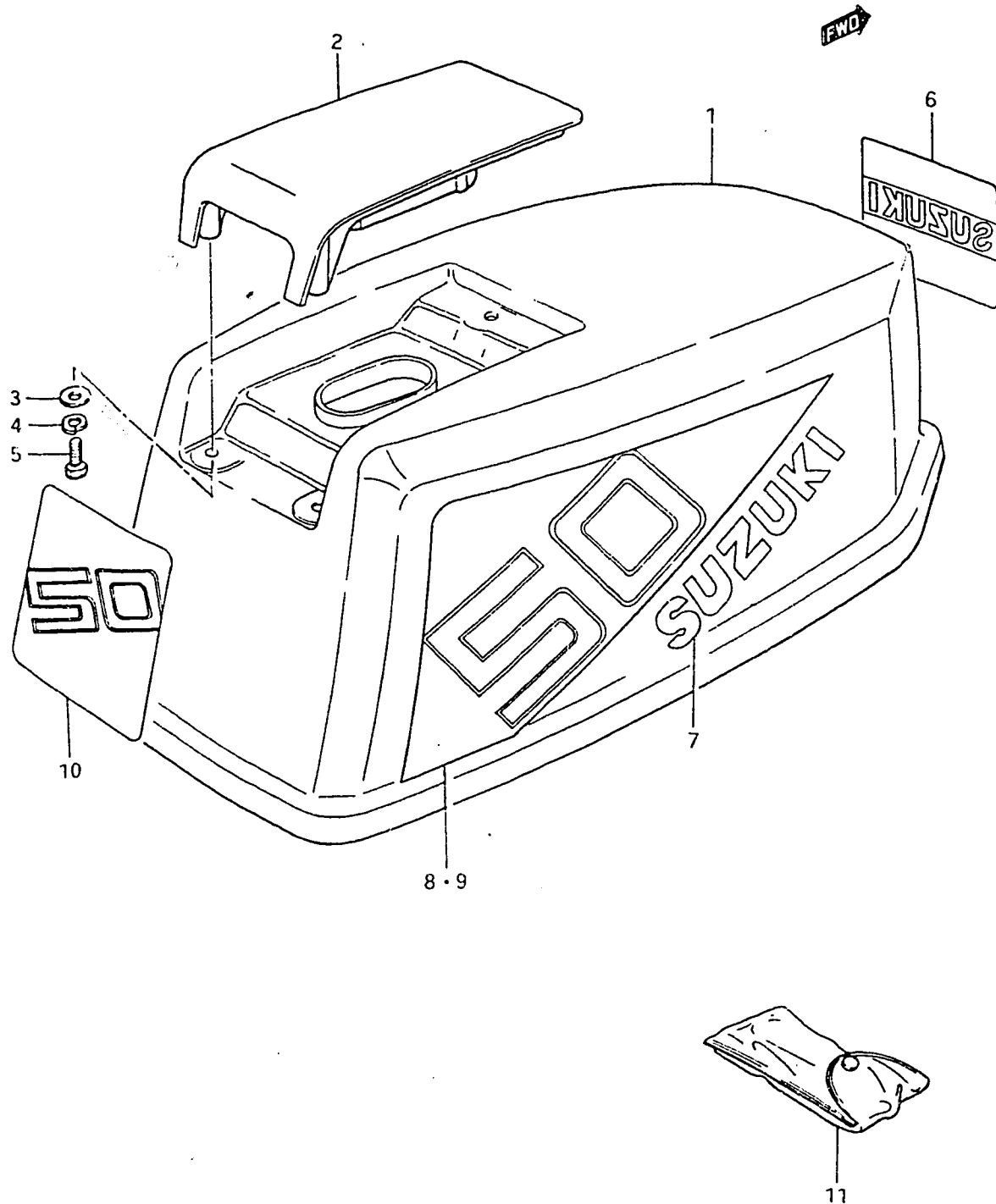


REF.NO.	PART NO.	DESCRIPTION	Q'TY	REMARKS
27	09403-07309	CLAMP, fuel hose	1	
28	09160-06015	WASHER (6.5x13x1)	8	
29	09162-06001	LOCK WASHER	8	
30	09100-06020	BOLT (6x20)	8	
31	09100-06089	BOLT (6x25)	1	
32	09162-06001	LOCK WASHER	1	
33	09160-06015	WASHER (6.5x13x1)	1	
34	09180-06089	SPACER (6.1x9x9)	1	
35	09448-12006	SPRING, hook lever	1	
36	09160-06046	WASHER (6.5x20x1.5)	1	
37	61631-95500	HOOK, lower cover	1	
38	09164-13005	WAVE WASHER	1	
39	09306-13002	BUSHING, hook lever	1	
40	61633-95201-02M	LEVER, hook	1	
41	21131-96003	MARK, clutch shifting	1	DT 50M
42	61511-95221	MARK, start indicate	1	DT 50M
43	13873-20300	TUBE, drain	1	
44	13979-37400	RETAINER, drain tube	1	
45	09251-13001	CAP, lower cover	1	
46	09408-00029	CLIP, fuel hose	1	
47	36641-95500	STOPPER, relay harness	3	DT 50T
48	23131-95500	BOLT, clutch rod	1	

FIG.33

FIG.33 (E- 9) ENGINE COVER (DT50 ELECTRIC START)

Q'TY



REF.NO.	PART NO.	DESCRIPTION	Q'TY	REMARKS
1	61401-95830-02M	COVER SET, engine	1	
2	61431-95201-02M	.HANDLE, tilt up	1	
3	09160-06036	.WASHER (6.5x18x1.5)	3	
4	09162-06001	.LOCK WASHER	3	
5	09100-06019	.BOLT (6x16)	3	
6	61421-95250	.EMBLEM, front	1	
7	61441-95360	.EMBLEM, side	2	
8	61443-95260	.DECAL, RH "50"	1	
9	61453-95260	.DECAL, LH "50"	1	
10	61435-95260	.EMBLEM, rear "50"	1	
11	09800-81800	TOOL ASSY	1	



FIG. 34

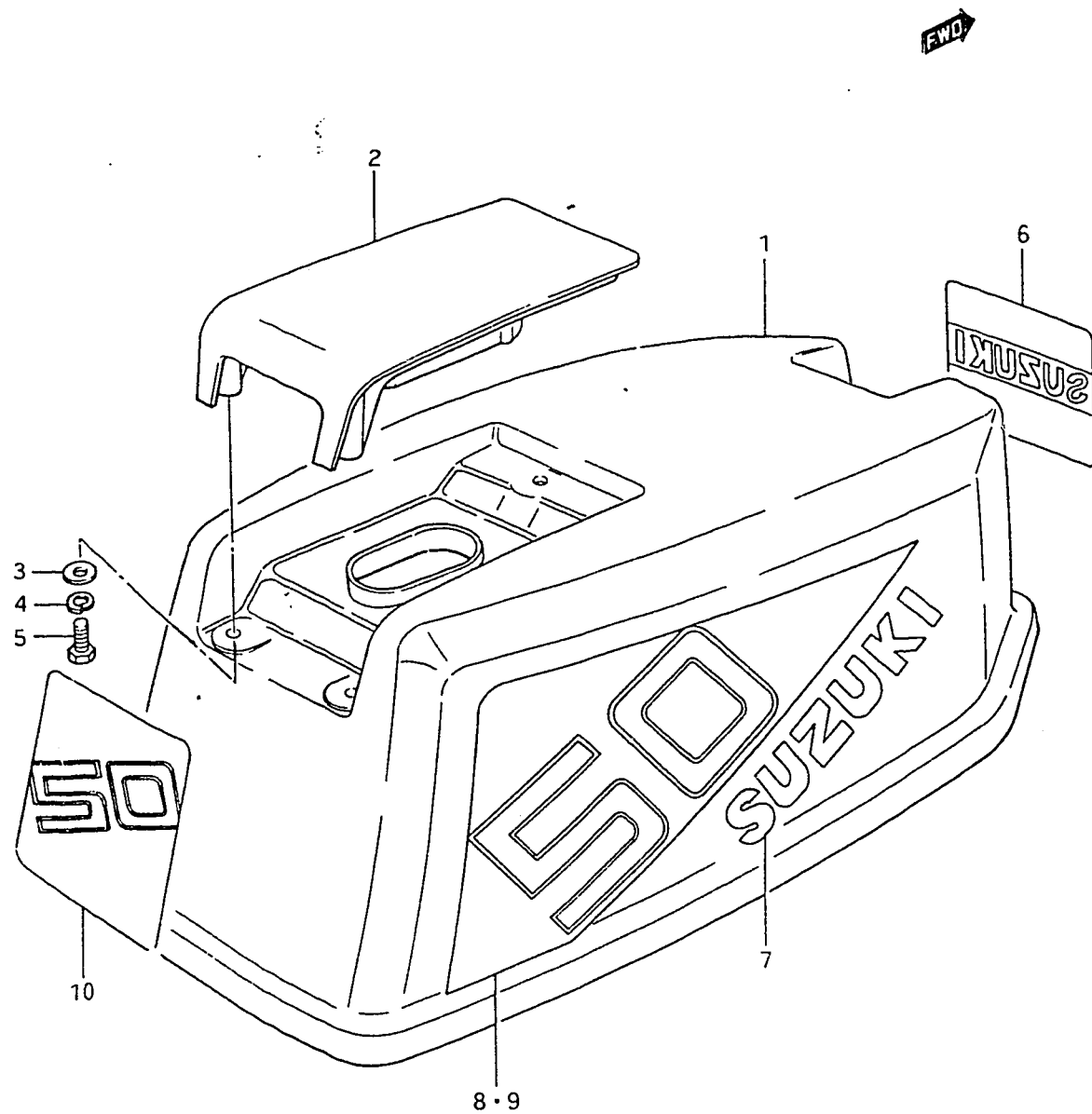


FIG.34 (E-10) ENGINE COVER (DT50M)

REF.NO.	PART NO.	DESCRIPTION	Q'TY	REMARKS
1	61401-95840-02M	COVER SET, engine	1	
2	61431-95201-02M	.HANDLE, tilt up	1	
3	09160-06036	.WASHER (6.5x18x1.5)	3	
4	09162-06001	.LOCK WASHER	3	
5	09100-06019	.BOLT (6x16)	3	
6	61421-95250	.EMBLEM, front	1	
7	61441-95360	.EMBLEM, side	2	
8	61443-95270	.DECAL, RH	1	
9	61453-95270	.DECAL, LH	1	
10	61435-95250	.EMBLEM, rear	1	

FIG.35

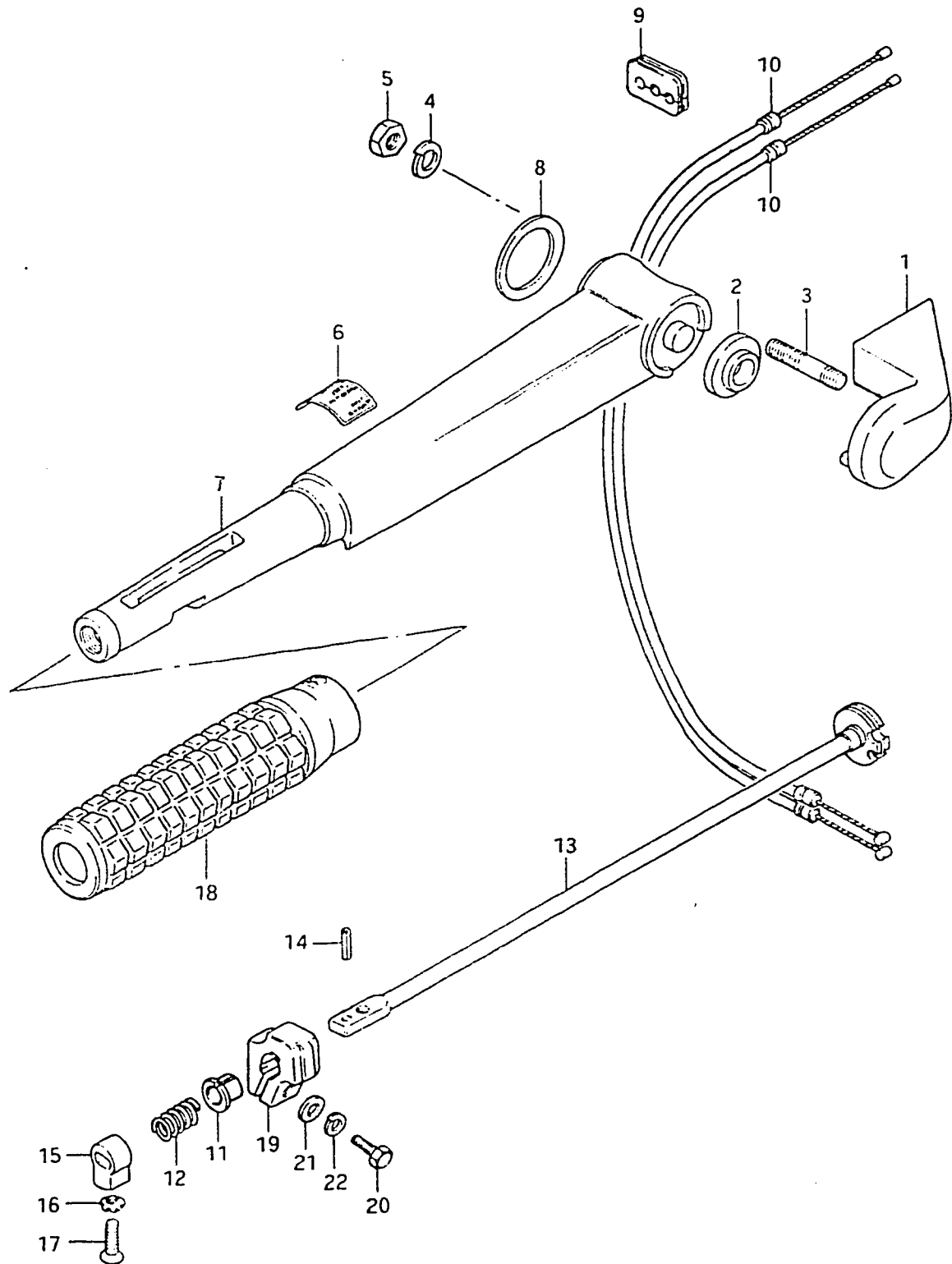


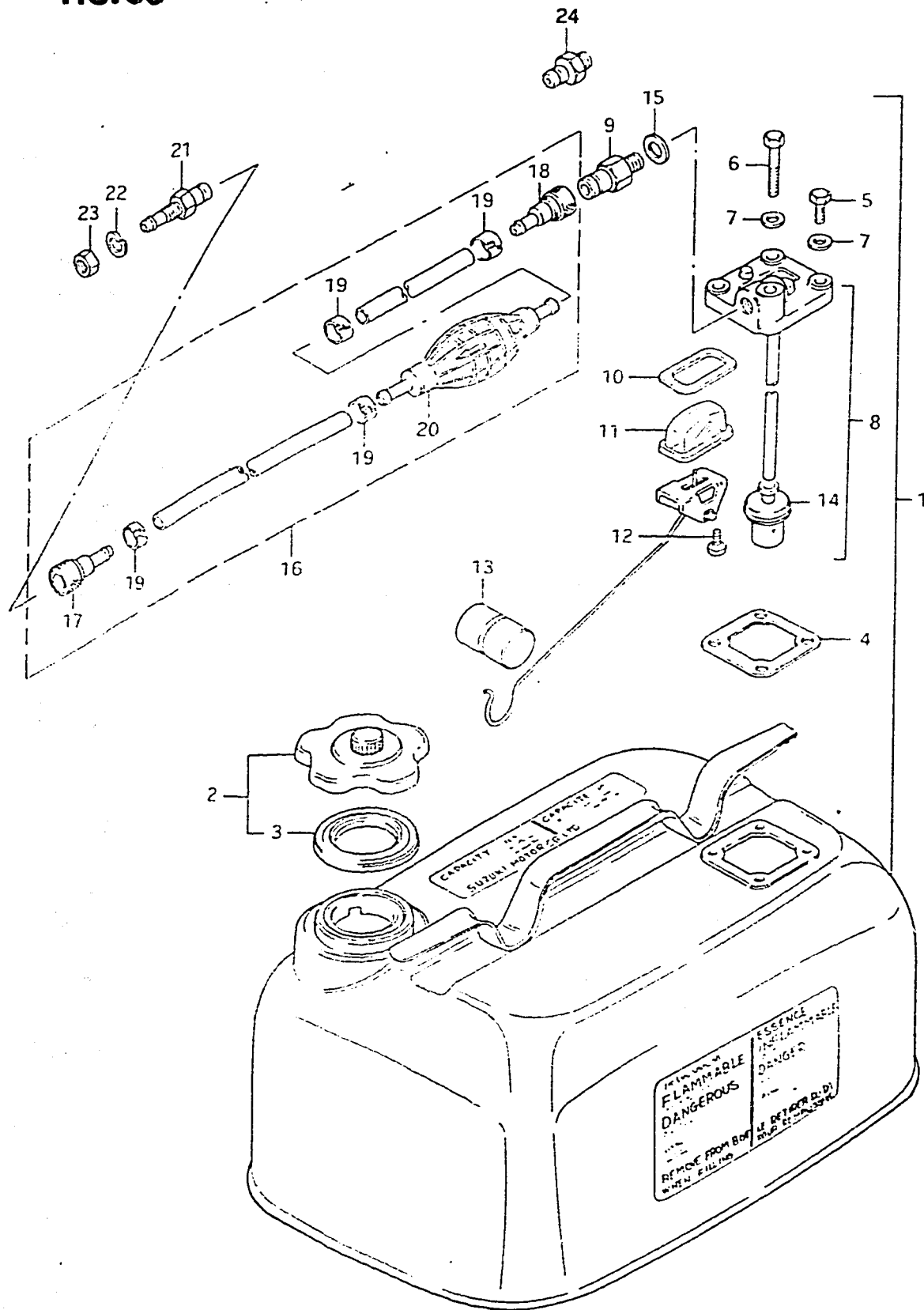
FIG.35 (E-11) TILLER HANDLE

Q'TY

REMARKS

REF.NO.	PART NO.	DESCRIPTION	Q'TY	REMARKS
1	63121-96301-02M	COVER, tiller handle	1	
2	63114-94300	SPACER, handle cover	1	
3	09108-08036	STUD BOLT	2	
4	09162-08003	LOCK WASHER	2	
5	09140-08003	NUT	2	
6	63215-93102	MARK, handle grip	1	
7	63111-96301-02M	HANDLE, tiller	1	
8	63115-96300	SPACER	1	
9	09308-05015	GROMMET	3	
10	63610-95213	CABLE ASSY, throttle	2	
11	63225-93200	BUSHING	1	
12	09440-12027	SPRING	1	
13	63220-96300	ROD, handle	1	
14	63227-93200	PIN, handle rod (L:14)	1	
15	63223-93200	STOPPER	1	
16	09163-06001	LOCK WASHER	1	
17	09126-06004	SCREW (6x20)	1	
18	63210-93201	GRIP, handle	1	
19	63241-94300	ADJUSTER, handle grip	1	
20	09100-06019	BOLT, adjuster (6x20)	1	
21	09160-06015	WASHER	1	
22	09162-06004	LOCK WASHER	1	

FIG.36



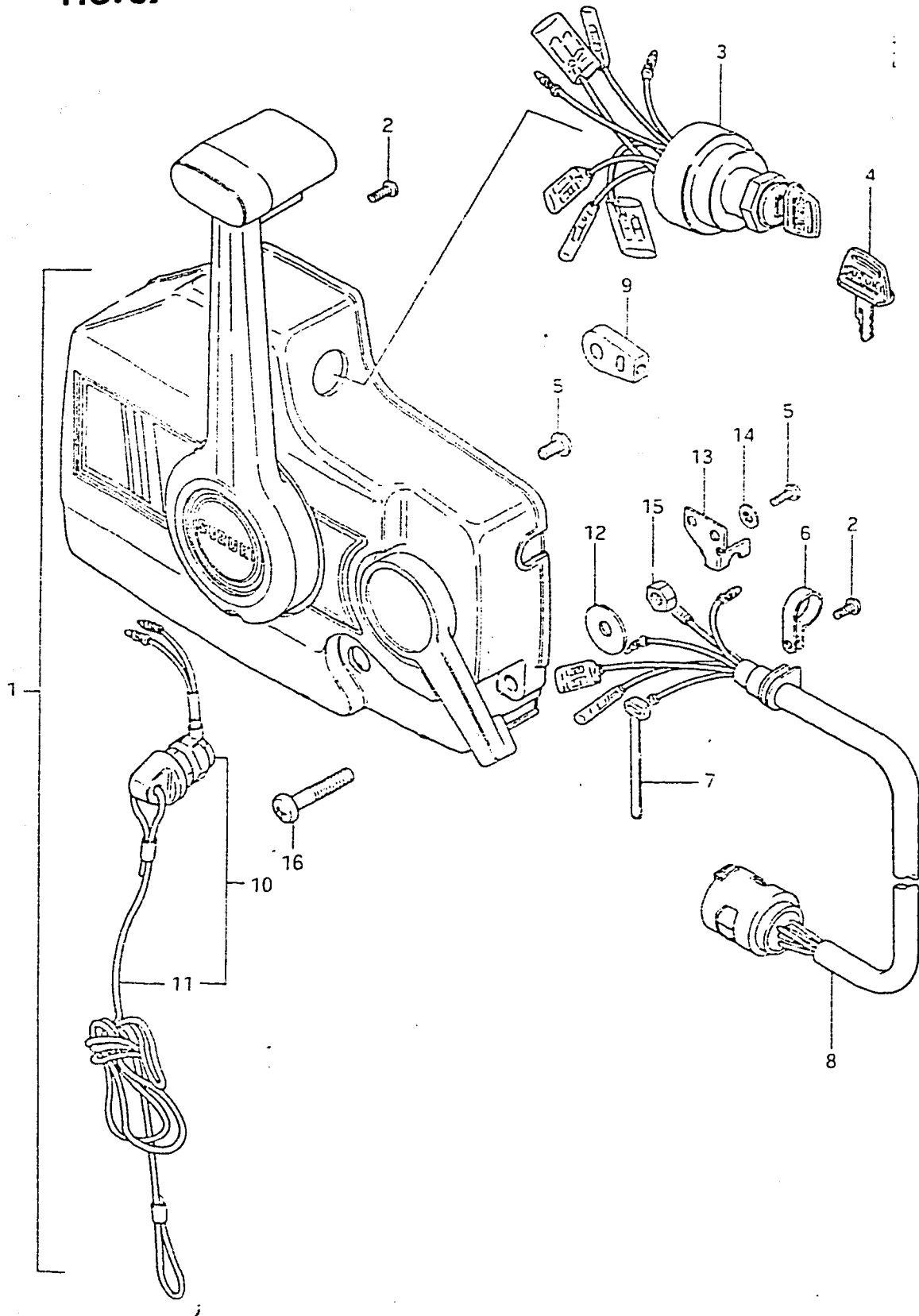
41

FIG.36 (F- 2) FUEL TANK

REF.NO.	PART NO.	DESCRIPTION	Q'TY	REMARKS
1	65000-95200	TANK SET, fuel (23L)	1	6 US.GAL.
2	65510-98506	.CAP ASSY	1	
3	65561-98502	..GASKET	1	
4	65871-93010	.GASKET, fuel gauge	1	
5	01107-06168	.BOLT	3	
6	01107-06408	.BOLT	1	
7	08322-21068	.WASHER	4	
8	65850-95504	.GAUGE ASSY, fuel	1	
9	65740-95500	..PLUG, tank side	1	M12,00:13
10	65854-93001	..GASKET, strainer	1	
11	65853-93001	..STRAINER	1	
12	02112-04108	..SCREW	2	
13	65864-95200	..FLOAT	1	
14	65830-95500	..FILTER, outlet	1	
15	09168-12001	..GASKET (12.5x20x1)	1	
16	65700-95205	HOSE, fuel	1	
17	65750-98505	.SOCKET	1	
18	65750-93000	.SOCKET	1	
19	65781-98500	.CLIP	4	
20	65770-99702	.PUMP, squeeze	1	
21	65720-98520	PLUG, fuel connector	1	
22	08321-21108	LOCK WASHER	1	
23	08310-22108	NUT	1	
24	65720-98590	PLUG, fuel connector	1	OPT, M12-11

FIG. 37

FIG.37 (F- 3) REMOTE CONTROL BOX



REF.NO.	PART NO.	DESCRIPTION	Q'TY	REMARKS
1	67200-95550	REMOTE CONTROL BOX	1	
2	67296-94300	.SCREW	4	
3	37110-94301	.SWITCH ASSY, ignition	1	
4-1	37141-93300	..KEY, spare (8511)	1	} OPT
4-2	37141-93310	..KEY, spare (8512)	1	
4-3	37141-93320	..KEY, spare (8513)	1	
4-4	37141-93330	..KEY, spare (8611)	1	
4-5	37141-93340	..KEY, spare (8612)	1	
4-6	37141-93350	..KEY, spare (8613)	1	
5	67296-94310	.SCREW	4	
6	36622-94300	.CLAMP	1	
7	36632-95501	.CLAMP	1	
8	36620-94310	.WIRING HARNESS, extension	1	
9	67275-94300	.CABLE END	2	
10	37820-95254	.SWITCH, emergency	1	
11	37823-95251	..CAP	1	
12	67288-94300	.WASHER	2	
13	67271-94300	.HOLDER, cable	1	
14	67288-94310	.WASHER	3	
15	09140-06004	.NUT	3	
16	09125-06012	.SCREW	3	